



European Monitoring Centre
for Drugs and Drug Addiction

EMCDDA-update HIV/HCV among people who inject drugs: situation and response

Dagmar Hedrich

EU Think Tank HIV/AIDS: 24-25 November 2015, Luxembourg



Latest European overview

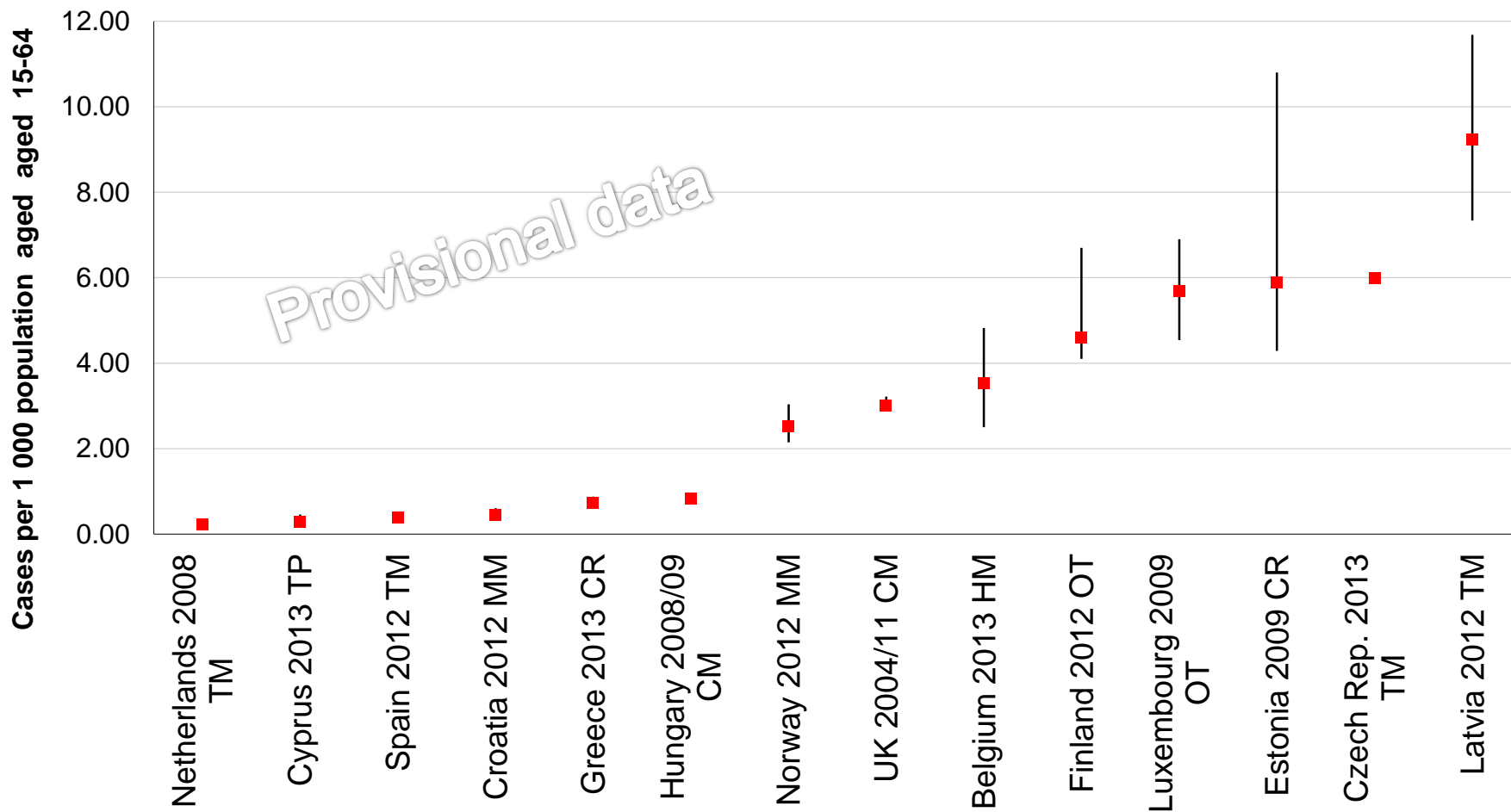
- Multi-indicator based analysis
- Update on HIV, hepatitis and other injecting-related harms in Europe
- Stimulant injecting and new risk behaviours
- Prisons as risk settings
- Trends in harm reduction funding

Released in 09/2015

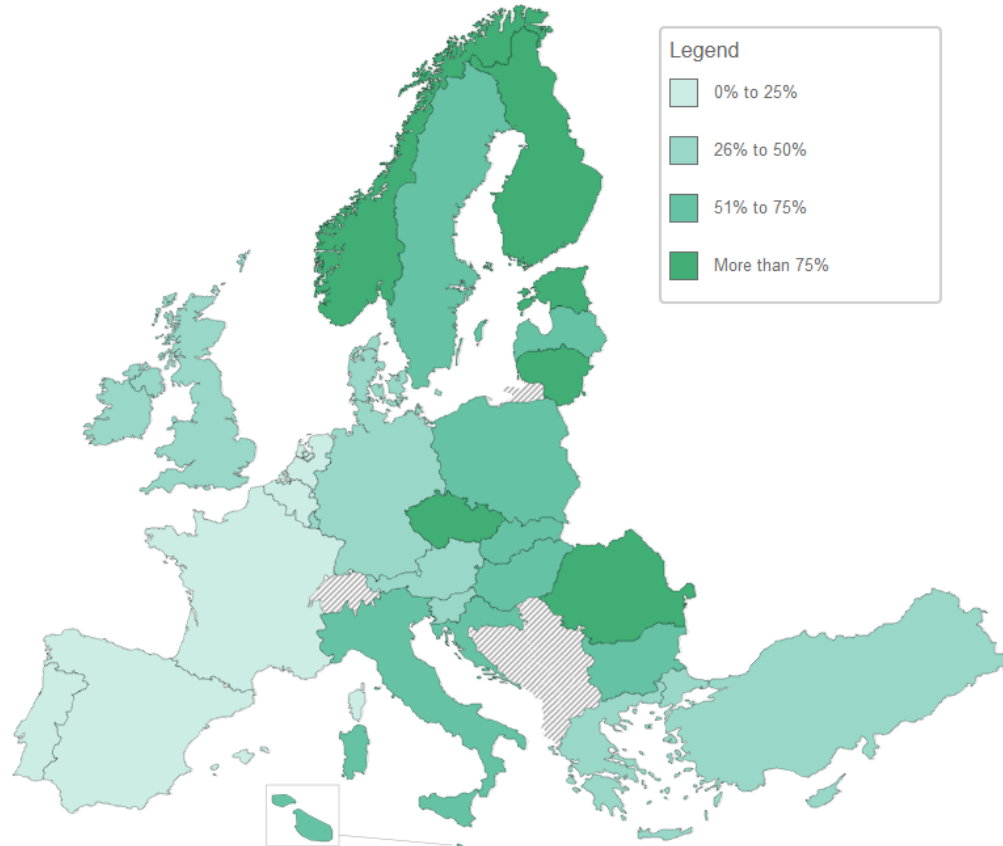


Estimates of the prevalence of injecting drug use

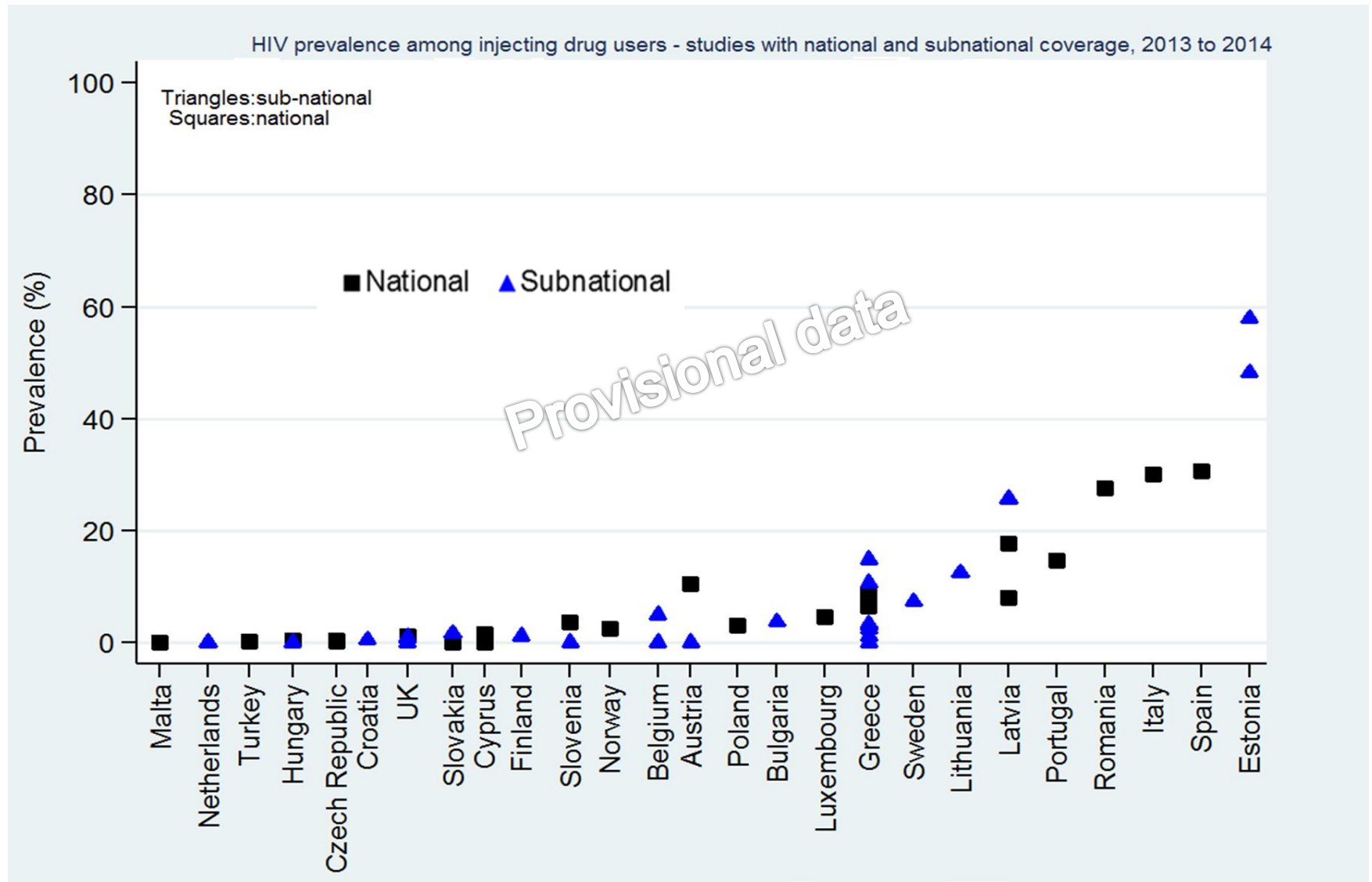
(rate per 1 000 population aged 15–64), 2007–14 data collection (last study available)



Prevalence of injection among clients entering treatment with opioid as their primary drug



HIV prevalence among injecting drug users – studies with national and subnational coverage 2013-2014



Country profiles: Health and social responses to drug use

Countries: health and social responses: [Interactive maps](#) [Treatment profiles](#) [Harm reduction profiles](#)

Czech Republic

Adult population:
7 188 211

Problem opioid users (POU):
10 700

Injecting drug users (IDU):
42 700

Drug-induced deaths:
38

[Start page](#)

[Treatment](#)

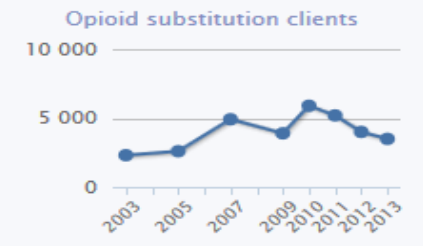
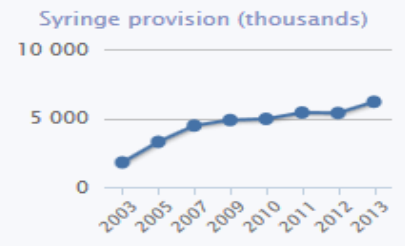
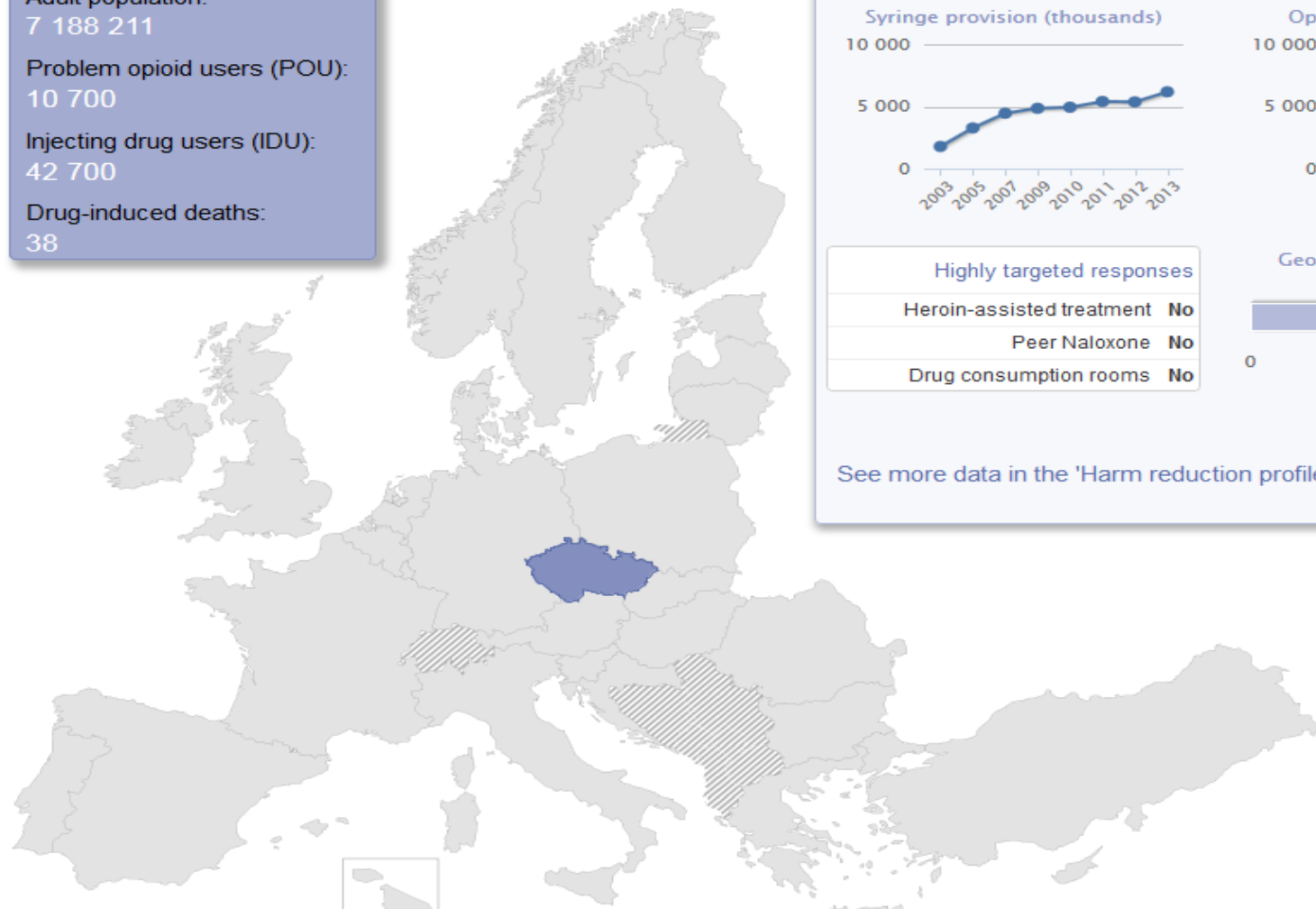
[Harm reduction](#)

[Social reintegration](#)

[Prison settings](#)

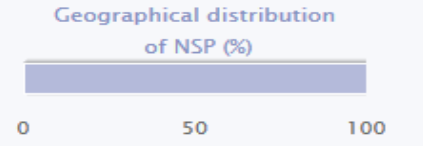
[Timeline](#)

[Help](#)



Highly targeted responses

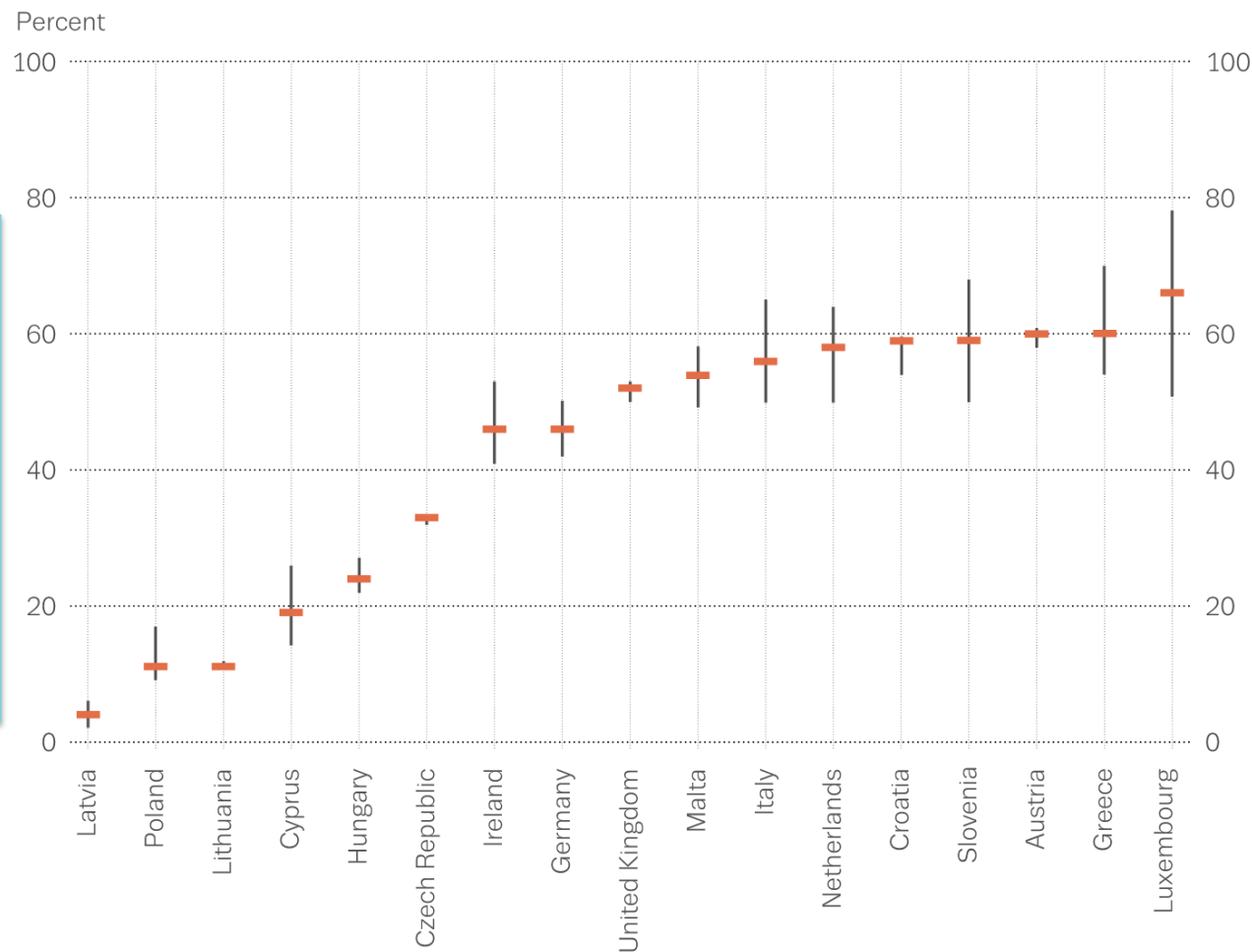
Heroin-assisted treatment	No
Peer Naloxone	No
Drug consumption rooms	No



[See more data in the 'Harm reduction profile' for Czech Republic »](#)

Significant level of drug treatment provision

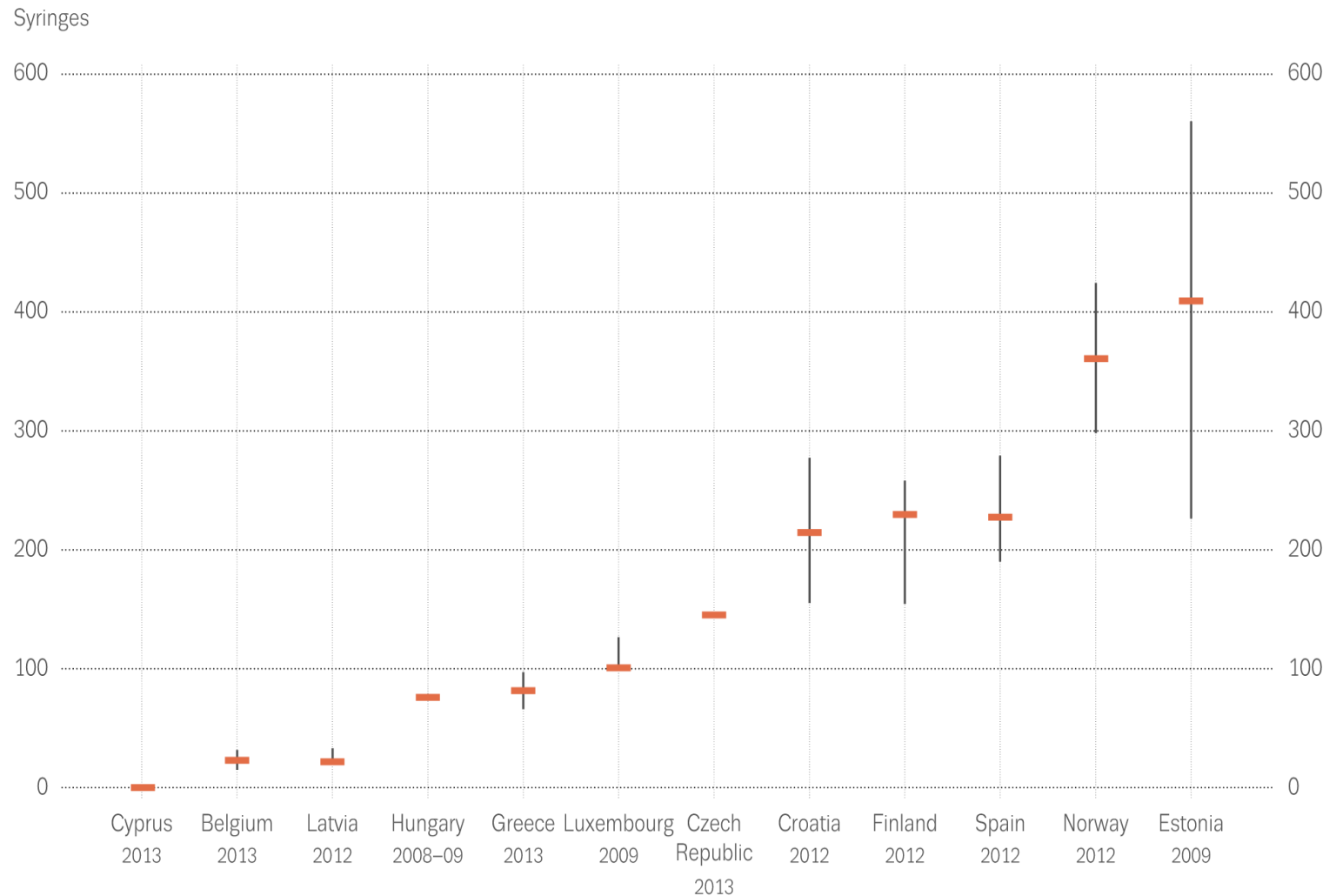
More than half of the 1,3 million problem opioid users are in opioid substitution treatment



NB: Data displayed as point estimates and uncertainty intervals.



Variable levels of syringe provision



NB: Data displayed as point estimates and uncertainty intervals.



Multi-indicator risk assessment

HIV situation among PWID:

- new case reports attributed to drug injecting, trends
- HIV prevalence and trends

Risk indicators:

High or increasing HCV prevalence

High or increasing injecting drug use

Market changes, e.g. appearance of new psychoactive substances/switching, new risk behaviours

Intervention coverage:

OST, syringe provision



Increasing level of stimulant injecting

Risk assessments NPS

Stimulants, such as cathinones leading to increased frequency of injecting; increased infection risks, sexual transmission...

- in HU, majority of injectors use new psychoactive substances; HCV prevalence rose to 74%, syringe sharing 48%; sharing other equipment 71%;
- in Dublin, increase of HIV linked to synthetic cathinone injecting traditional heroin users unstable housing;
- increases in number of NSP clients in Wales, who are primary users of new psychoactive substances, increase physical consequences, risk behaviour.



transmission risk and prevention coverage in 30 European countries

Country	HIV-related indicators		Indicators of transmission risk		Intervention coverage indicators	
	HIV case trend (°)	HIV prevalence trend	HCV prevalence increasing or high HCV prevalence	Injecting drug use prevalence increasing or high	Problem opioid users in substitution treatment (%) (°)	Syringes distributed by specialised programmes (per injecting drug user per year) (°)
Austria					60	
Belgium						23
Bulgaria						
Croatia					41	215
Cyprus					19	0
Czech Republic					34	145
Denmark						
Estonia						407
Finland						226
France					80	
Germany					46	
Greece					62	81
Hungary					24	76
Ireland					41	
Italy					56	
Latvia					4	27
Lithuania					11	
Luxembourg					65	101
Malta					54	
Netherlands					58	
Norway					>50	359
Poland					11	
Portugal						
Romania						
Slovakia					8	
Slovenia					47	
Spain					>50	226
Sweden						
Turkey						
United Kingdom					45	

None of the following risk factors identified: increase in HIV case reports or prevalence of HIV or HCV; increase in transmission risk; low intervention coverage.

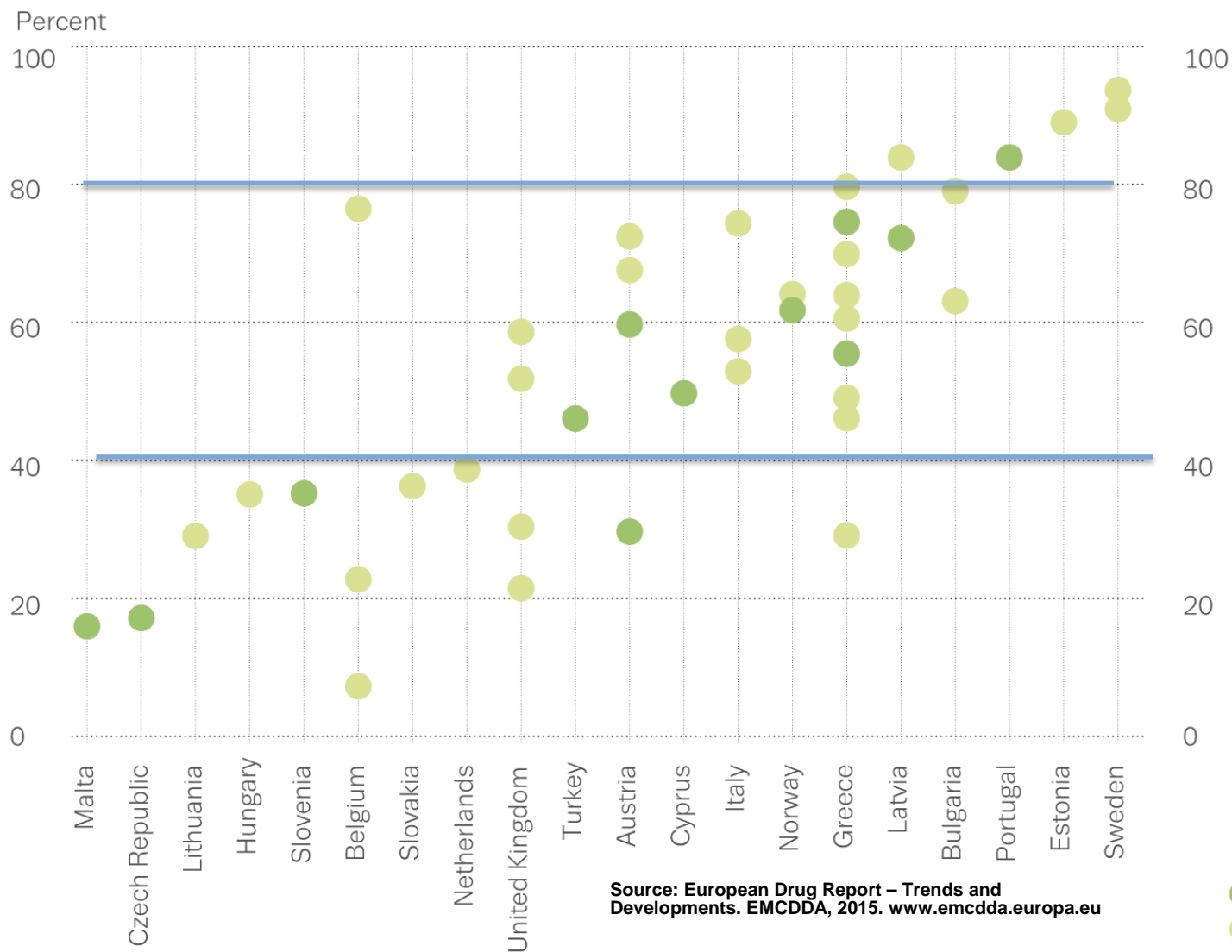
Risk factors possibly present: HIV or HCV prevalence or transmission risk showing increase at subnational level or consistent but non-significant increase at national level.

Risk factor present: significant increase in HIV case reports or HIV or HCV prevalence; increase in transmission risk; low intervention coverage.

Information not available to ECDC or the EMCDDA.

Source: EMCDDA (2015) Drug-related infectious diseases in Europe. Update from the EMCDDA expert network. Rapid Communication, September 2015.

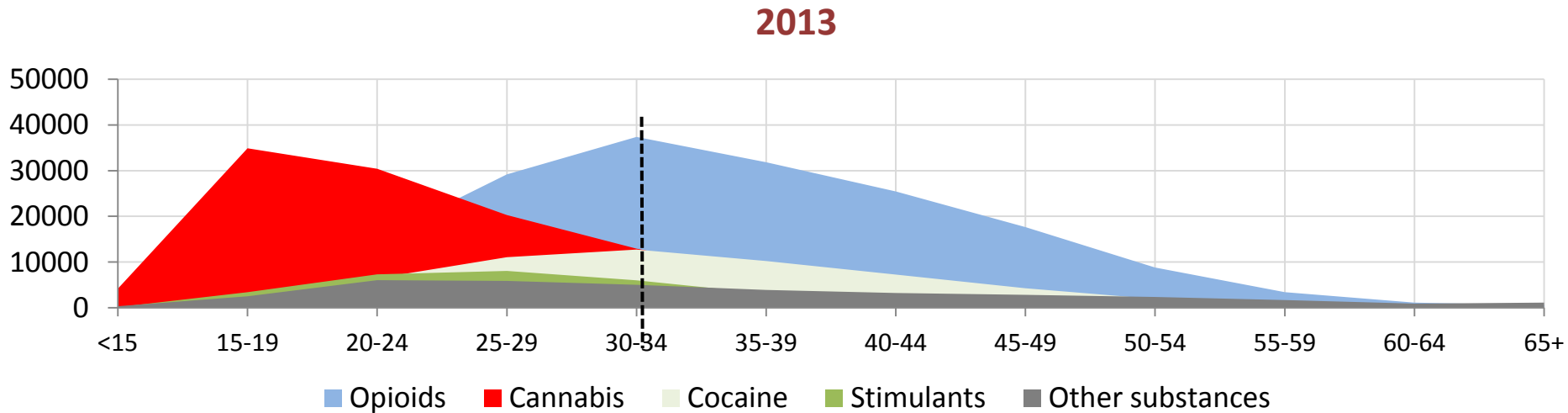
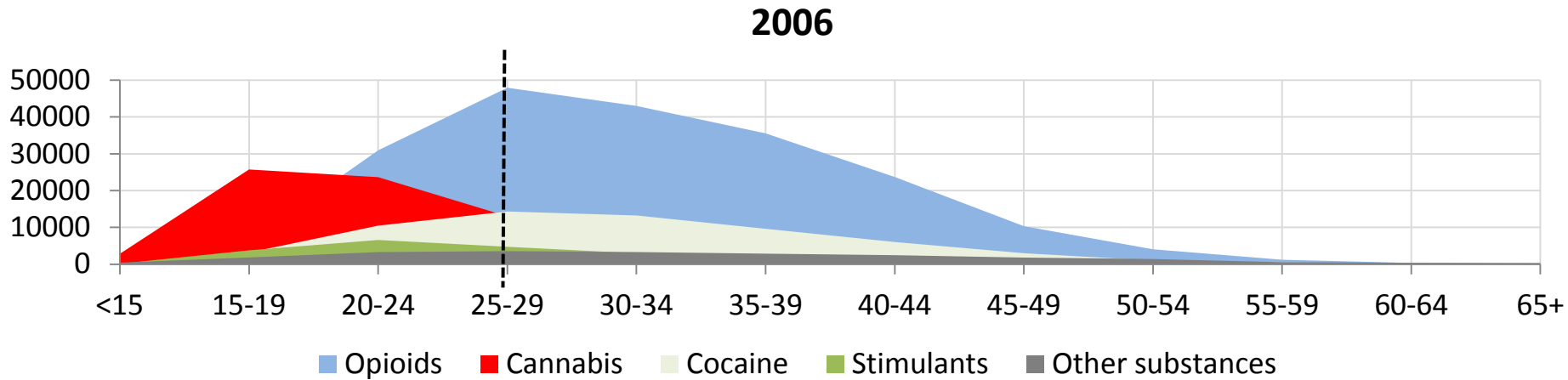
HCV antibody prevalence among PWID 2012–13



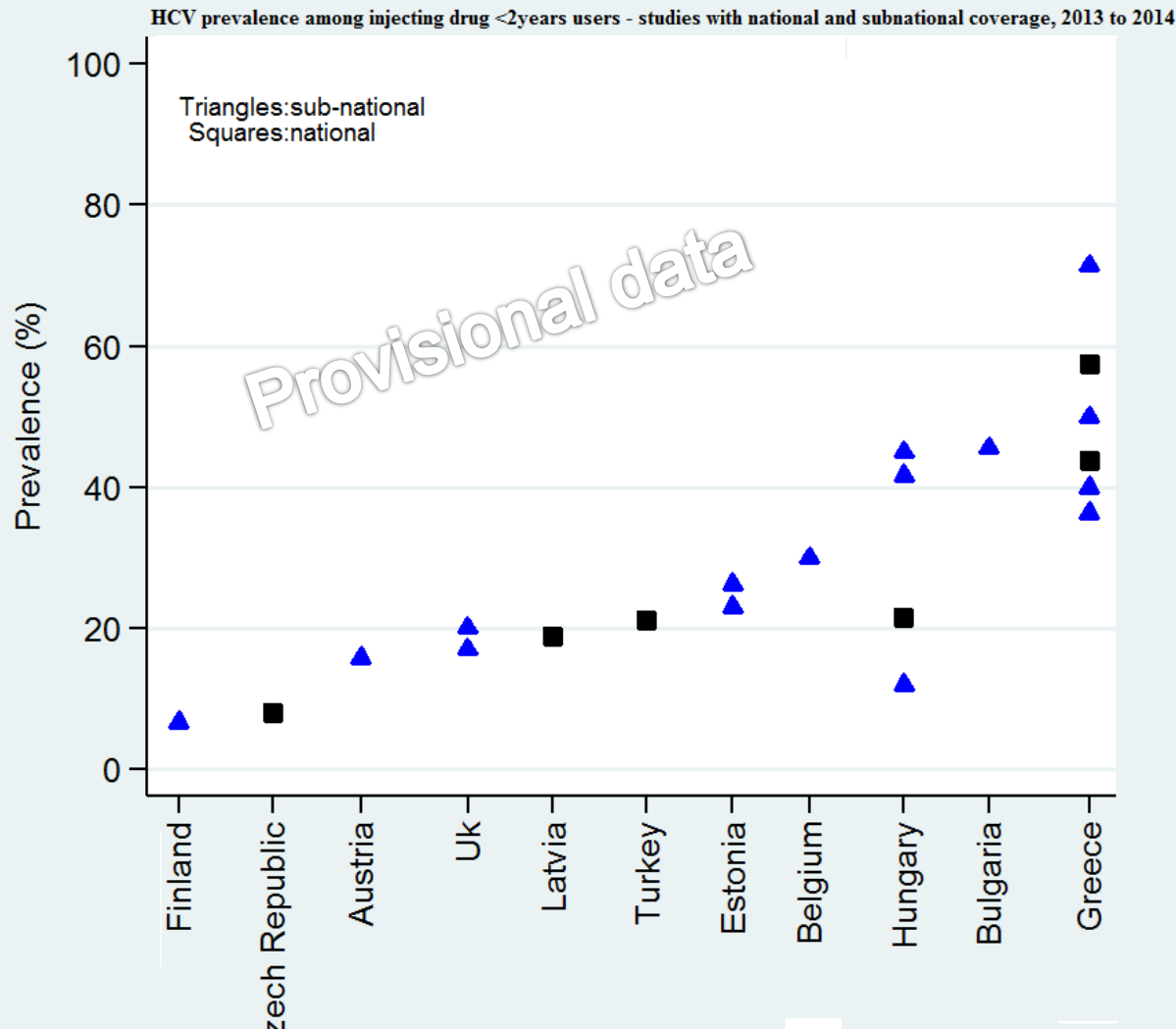
Source: European Drug Report – Trends and Developments. EMCDDA, 2015. www.emcdda.europa.eu



Trends in age structure of clients entering treatment by primary drug



Recent/on-going transmission: HCV antibody prevalence amongst recent PWID (<2 yrs)



Indication of likely recent contamination and on going transmission among PWID

Hepatitis C among PWID: issues to be addressed

PWID likely to be a major if not the main risk group among those infected with HCV in Europe, but:

- Low level of testing (~ 50%),
- Many unaware of infection, delaying entry into effective treatment;
- Medication price high;
- Referral and treatment pathways unclear;
- Need to improve staff training & collaboration between clinical/hepatology and addiction services;
- Reinfection risk.

EMCDDA *Insights* :HCV treatment for PWID (early 2016)



Outlook 2016-2018

Mainstay: Multi-indicator based monitoring, trend analyses, Knowledge exchange and Best Practice.

- Prevalence of drug use, Early Warning System NPS,
- Prevalence of injecting, HIV, hepatitis, DRD
- Treatment systems
- Coverage of key-interventions
- Threat assessments

+ Improving timeliness of information: rapid information assessment tool “Trendspotter” (eg. Responses to NPS)

+ Improving quality of information: European Facility Survey Questionnaire

+ Upon request: support services for relevant European policy and technical activities [JA’s; Dublin Reporting].





European Monitoring Centre
for Drugs and Drug Addiction

www.emcdda.europa.eu

Acknowledgements:

Eleni Kalamara, Isabelle Giraudon, Claudia Costa Storti


dagmar.hedrich@emcdda.europa.eu

emcdda.europa.eu

 twitter.com/emcdda

 facebook.com/emcdda

 youtube.com/emcddatube

 flickr.com/photos/emcdda