

RD IT & Data Systems: Meeting the needs of ERNs

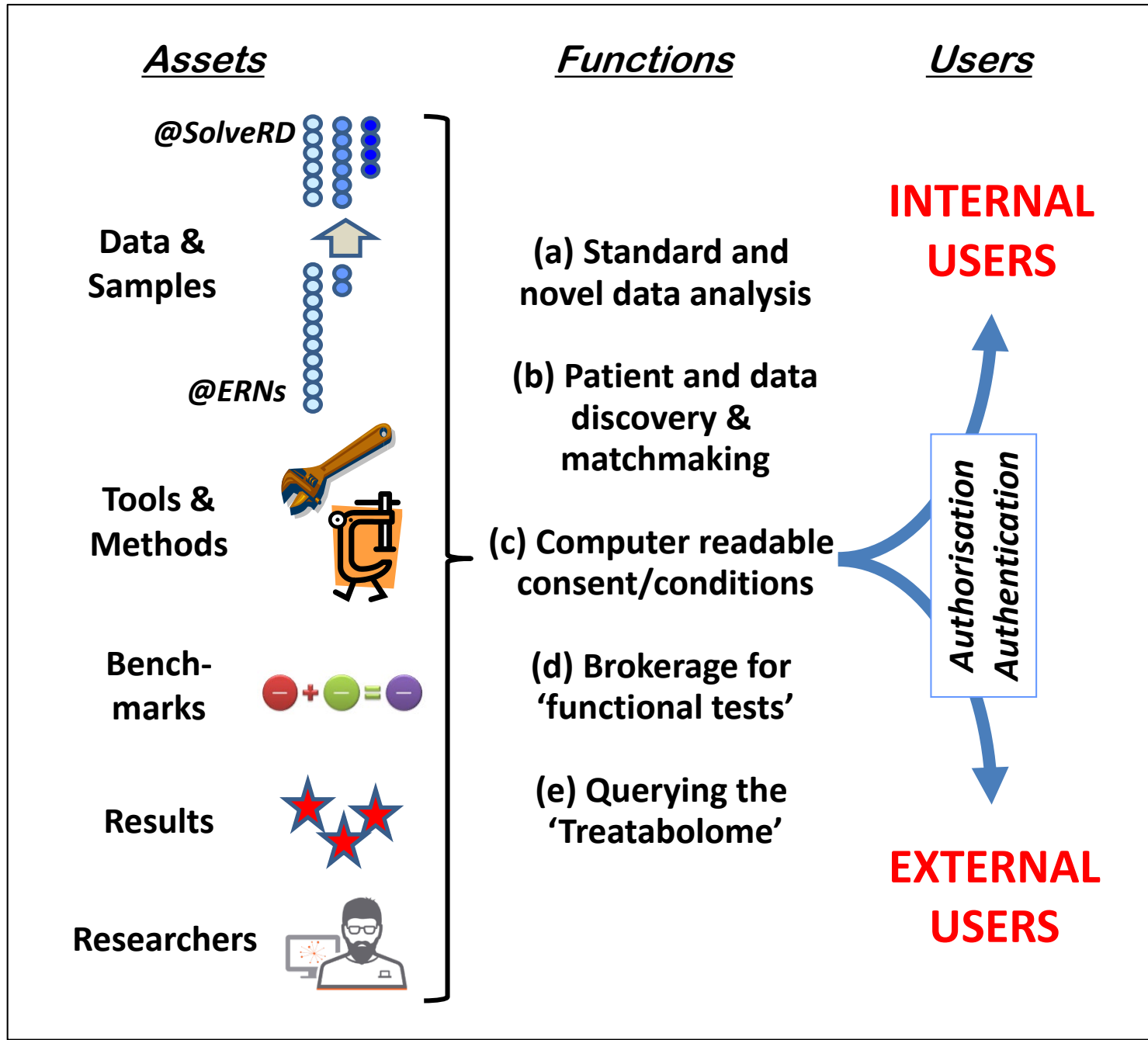
Anthony Brookes
University of Leicester, UK

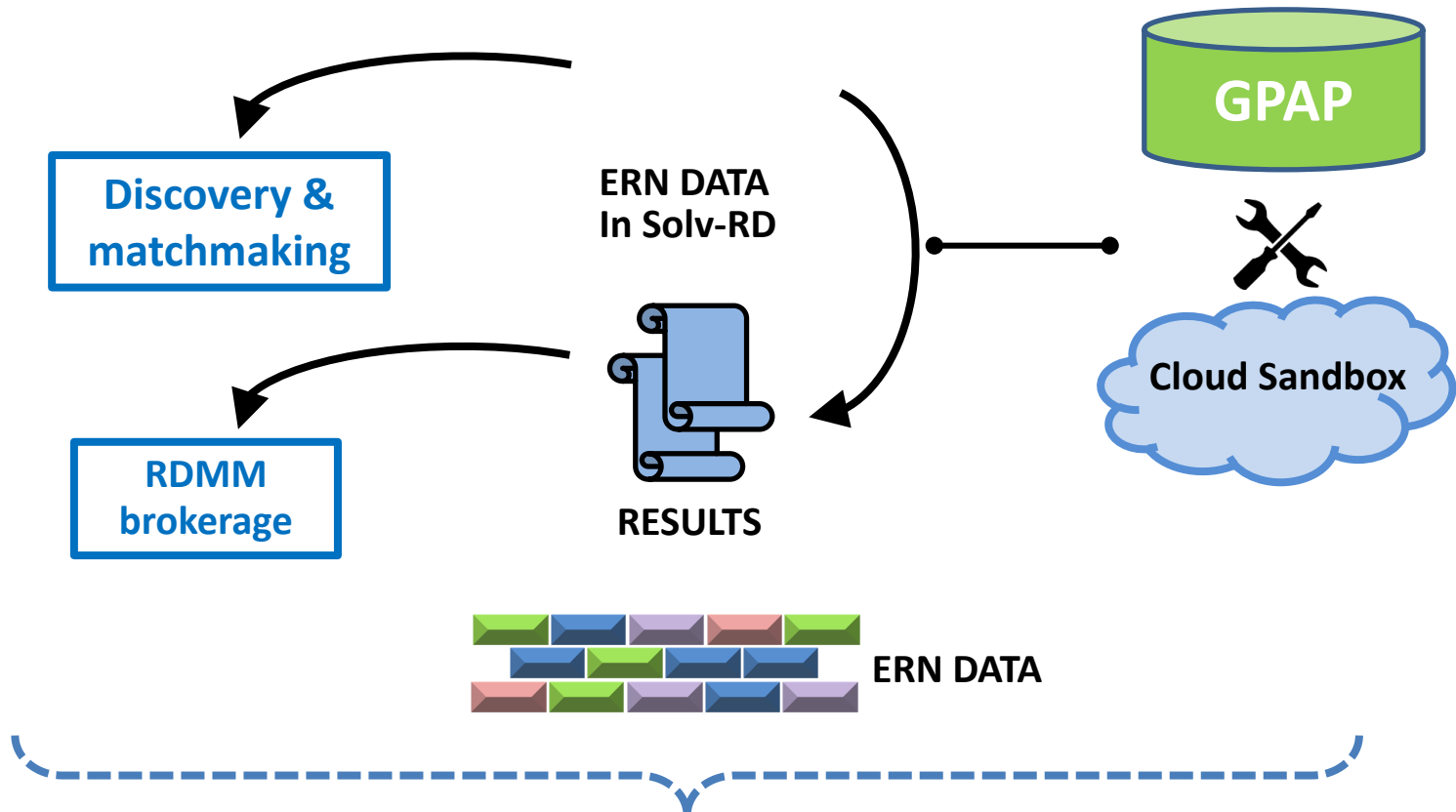


UNIVERSITY OF
LEICESTER

Conflict of interest statement:

I have no actual or potential conflict of interest
in relation to this program/presentation

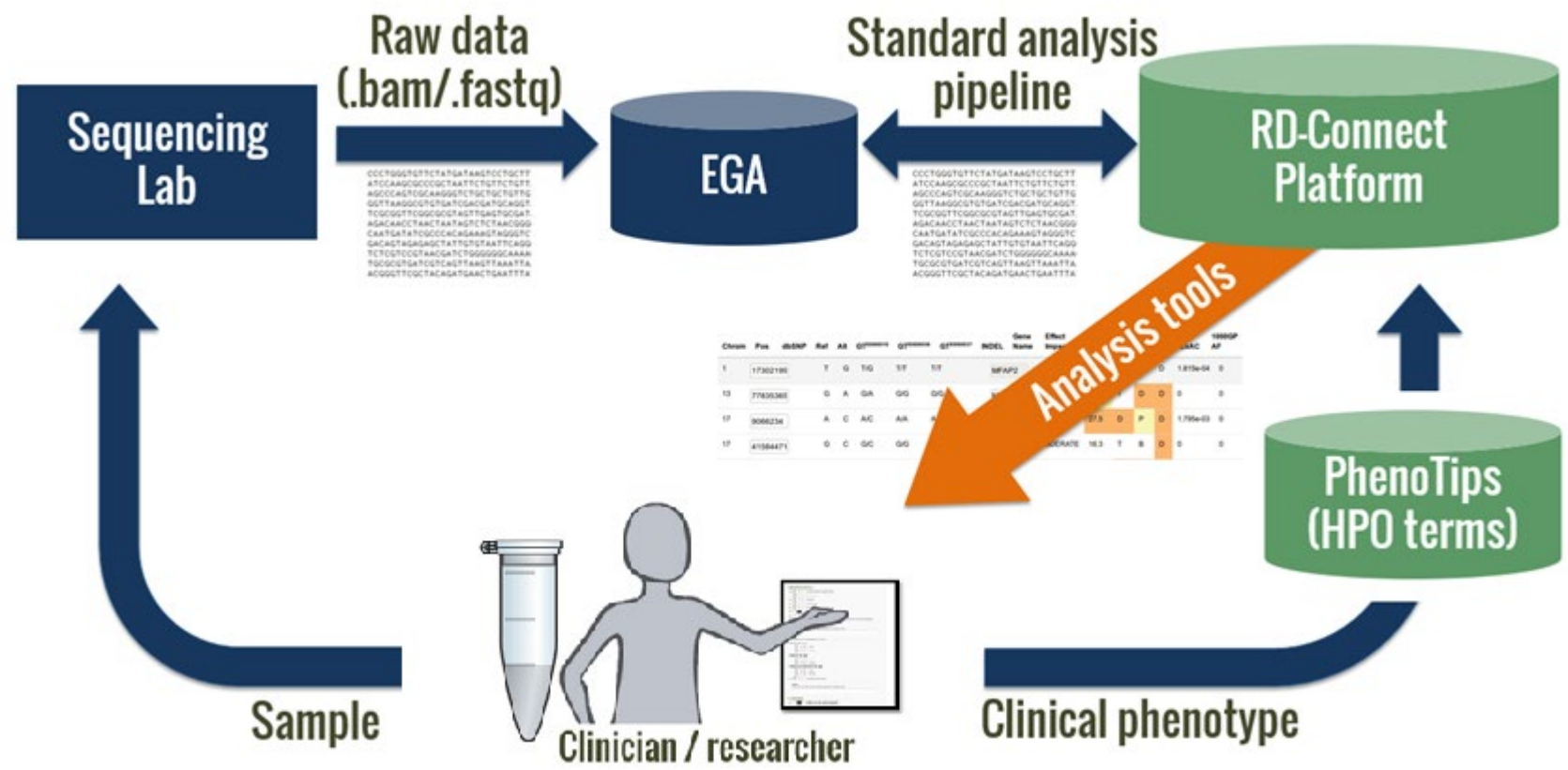




- Where are the data at any time ?
- Data ownership, provenance [metadata] ?
- Permissions for discovery/sharing /use ?
- Which data are 'findable' by whom [Solve-RD, ERN, Others] ?

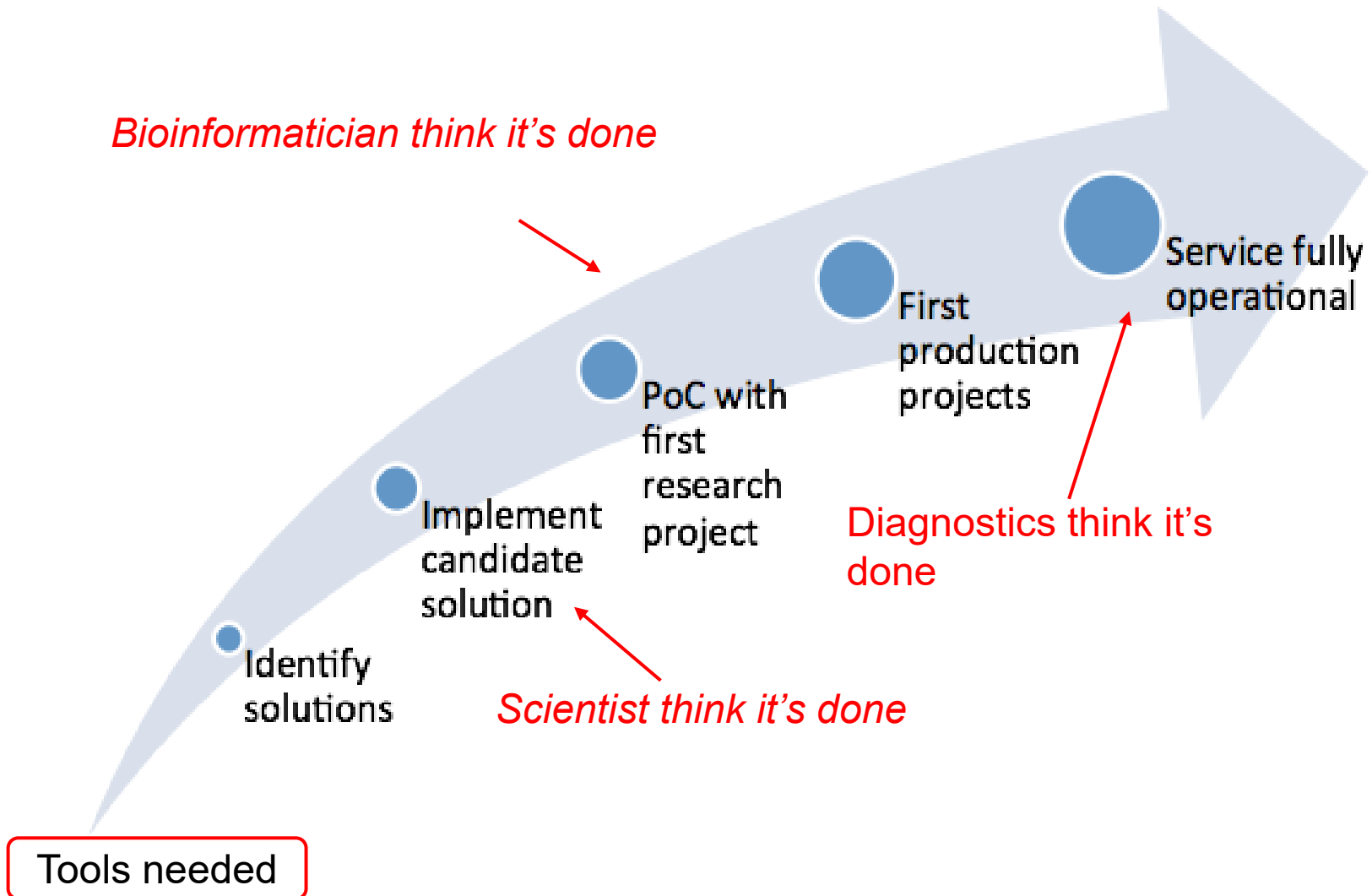
**Under
ERN
Control**

Genome-Phenome Analysis Platform (GPAP)

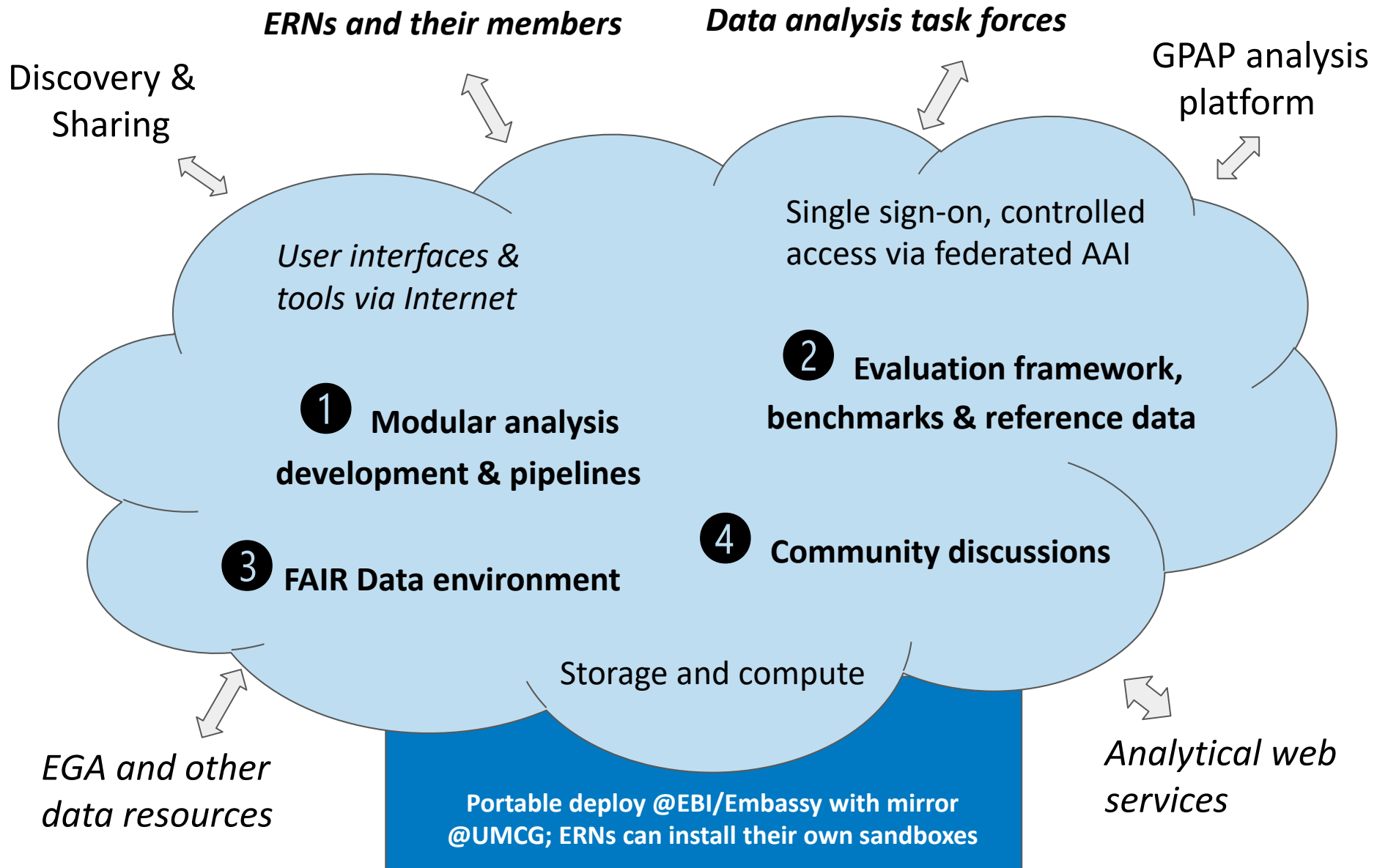


Ethics Committee Approval, GDPR Compliance, Code of Conduct, Data Access Committee, Security audited, User Activity logged

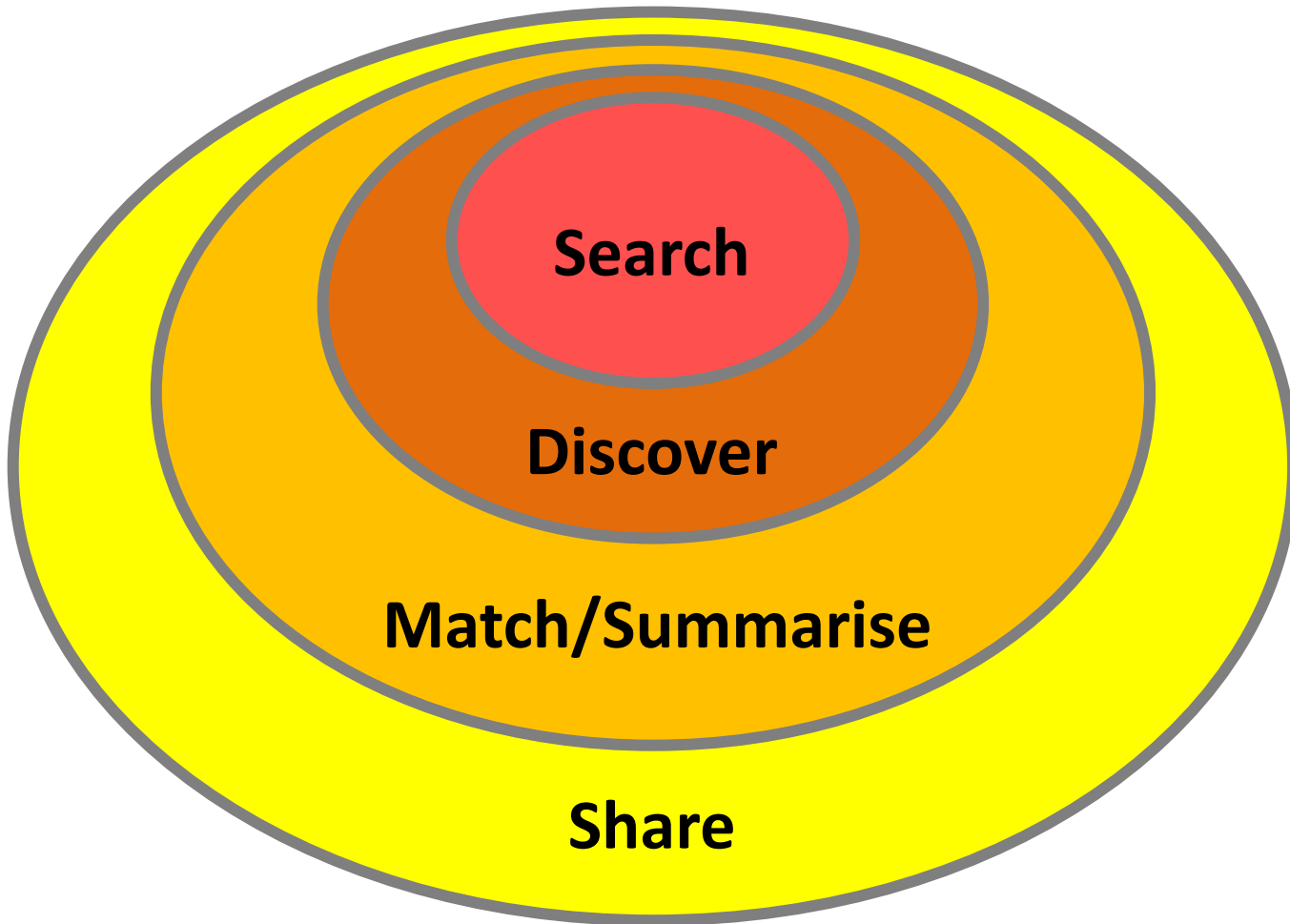
Genome informatics



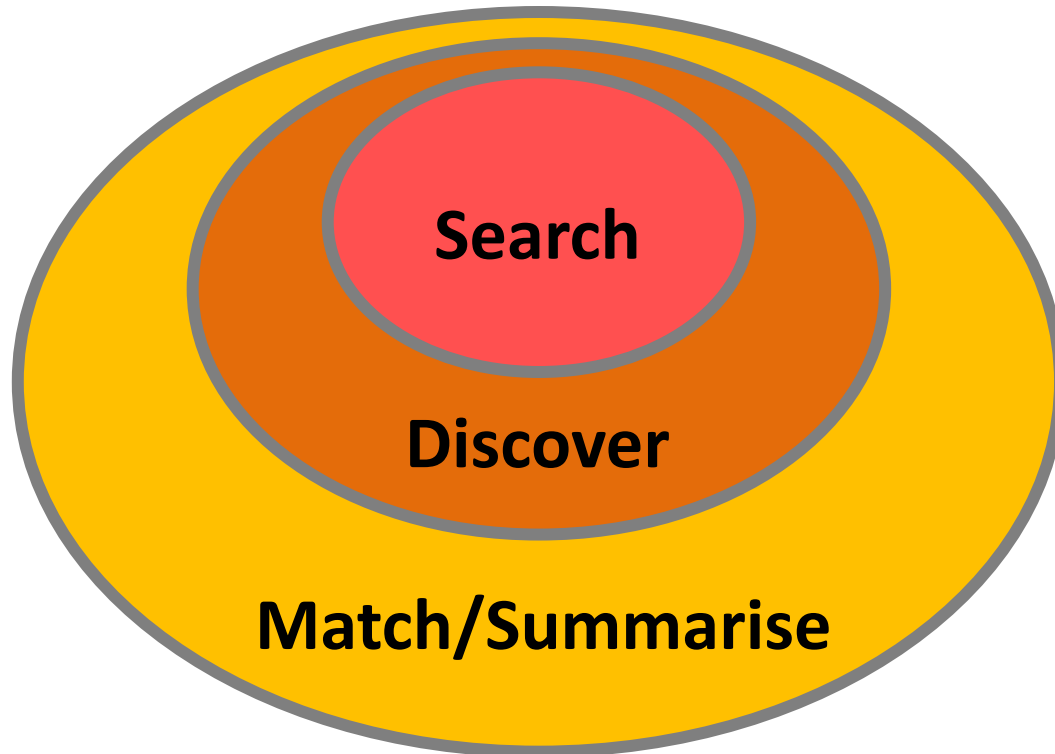
Collaborative Cloud 'Sandbox'



Controlled data discovery




Controlled data discovery



Café Variome software

HOSTING OPTIONS AVAILABLE



Enable RD-related data/samples/patients to be (co-)discovered
at the METADATA &/or RECORD levels, ACCURATELY & SAFELY

- ...finding data & patients for sharing/collaboration
- ...unusual case matchmaking (extending MME)
- ...'RD Models & Mechanisms' (RDMM) brokerage

mtDNA Disease: Patient Discovery

DEMOGRAPHIC

Sex Select/input value

Age Select operator Select/input value

HAPLOGROUP

filter by keyword

- A2q
- H1
- H15a1b
- H1c1
- H1e
- H4a1a
- H7
- H9
- I3
- N1b1b

Add

Remove

TISSUE

Tissue IS Select/input value

GENOTYPE

Select/input position ALT ALT AF Select... Select/input val...

PHENOTYPE

filter by keyword

- HP:000001 (All)
- HP:000005 (Mode of inheritance)
- HP:000009 (Functional abnormality of t
- HP:000014 (Abnormality of the bladder
- HP:000107 (Renal cyst)
- HP:000277 (Abnormality of the mandib
- HP:0001298 (Encephalopathy)
- HP:0001507 (Growth abnormality)
- HP:0002401 (Stroke-like episode)

Add

Remove

Solve-RD RDMM

SolveRD [Home](#) [Discover](#) [Contact](#) [RDMM](#) [✉](#) [👤](#) [Logout](#)

Query for RDMM researchers

Gene: Tier 1 & 2 Tier 3

GOTerm:

Taxon ID:

Query Statement

```
EGFR  
EGF
```

	R_0	R_1	R_2	R_3	R_4	R_5	R_6	R_7	R_8	R_9	R_10	R_11	R_14	R_16	R_17
EGFR	✓	✓	✓	✓	✓	✓	✓	✓	✓	✓	✓	✓	✗	✗	✗
EGF	✓	✗	✗	✗	✓	✗	✓	✗	✗	✓	✓	✗	✓	✓	✓

Automatable Discovery & Access Matrix (ADA-M)



Co-Chairs: Anthony Brookes; John Wilbanks

Coordinator: Emily Kirby

Vartika Agrawal; Alessia Baretta; Moran Cabili; Knox Carey; Virginia Chavis; Ed Conley; Primavera De Filippi; Stephanie Dyke; Luca Emili; David Fajgenbaum; Clara Gaff; Chiara Garattini; Jack Goldblatt; Peter Goodhand; Elli G. Gourn; Tudor Groza; Reece Hart; James Hazard; Anneliene Jonker; Petra Kaufmann; Alastair Kent; Warren Kibbe; Bartha Maria Knoppers; Ray Krasinski; Lilian Lau; Josh Leslie; David Lloyd; Hanns Lochmuller; Alex Mankovich; Mauricio Moldes Quaresma; Francis Ouellette; Anthony Philippakis; Barbara Prainsack; Jordi Rambla; Fabien Richard; Olaf Riess; Gregory Rushton; Andrea Saltzman; Mahsa Shabani; Anne Marie Tassé; Adrian Thorogood; Mihaela Ulieru; Susan Wallace; Tomoyuki Yamada; Andreas Zankl; Vagelis Ladas; Patrick Woolley; Francis Jeanson

+ *Substantial contributions from IMI(EMIF), P3G and Intel.*

Journal List > NPJ Genom Med > v.3; 2018 > PMC6056554

The logo for npj Genomic Medicine, featuring the text "npj Genomic Medicine" and a colorful background of molecular structures.

NPJ Genom Med. 2018; 3: 17. PMID: PMC6056554
Published online 2018 Jul 23. doi: [10.1038/s41525-018-0057-4](https://doi.org/10.1038/s41525-018-0057-4) PMID: [30062047](https://pubmed.ncbi.nlm.nih.gov/30062047/)

Responsible sharing of biomedical data and biospecimens via the “Automatable Discovery and Access Matrix” (ADA-M)

[J. Patrick Woolley](#),¹ [Emily Kirby](#),² [Josh Leslie](#),³ [Francis Jeanson](#),⁴ [Moran N. Cabili](#),⁵ [Gregory Rushton](#),⁵ [James G. Hazard](#),⁶ [Vagelis Ladas](#),⁷ [Colin D. Veal](#),⁷ [Spencer J. Gibson](#),⁷ [Anne-Marie Tassé](#),² [Stephanie O. M. Dyke](#),⁸ [Clara Gaff](#),^{9,10} [Adrian Thorogood](#),⁸ [Bartha Maria Knoppers](#),⁸ [John Wilbanks](#),¹¹ and [Anthony J. Brookes](#)¹²

[Author information](#) ▶ [Article notes](#) ▶ [Copyright and License information](#) ▶ [Disclaimer](#)

Abstract

Go to:

Given the data-rich nature of modern biomedical research, there is a pressing need for a systematic, structured, computer-readable way to capture, communicate, and manage sharing rules that apply to biomedical resources. This is essential for responsible recording, versioning, communication, querying, and actioning of resource sharing plans. However, lack of a common “information model” for rules and conditions that govern the sharing of materials, methods, software, data, and knowledge creates a

+ API

+ Support software

Solve-RD Data Pathways

