



Health statistics latest developments

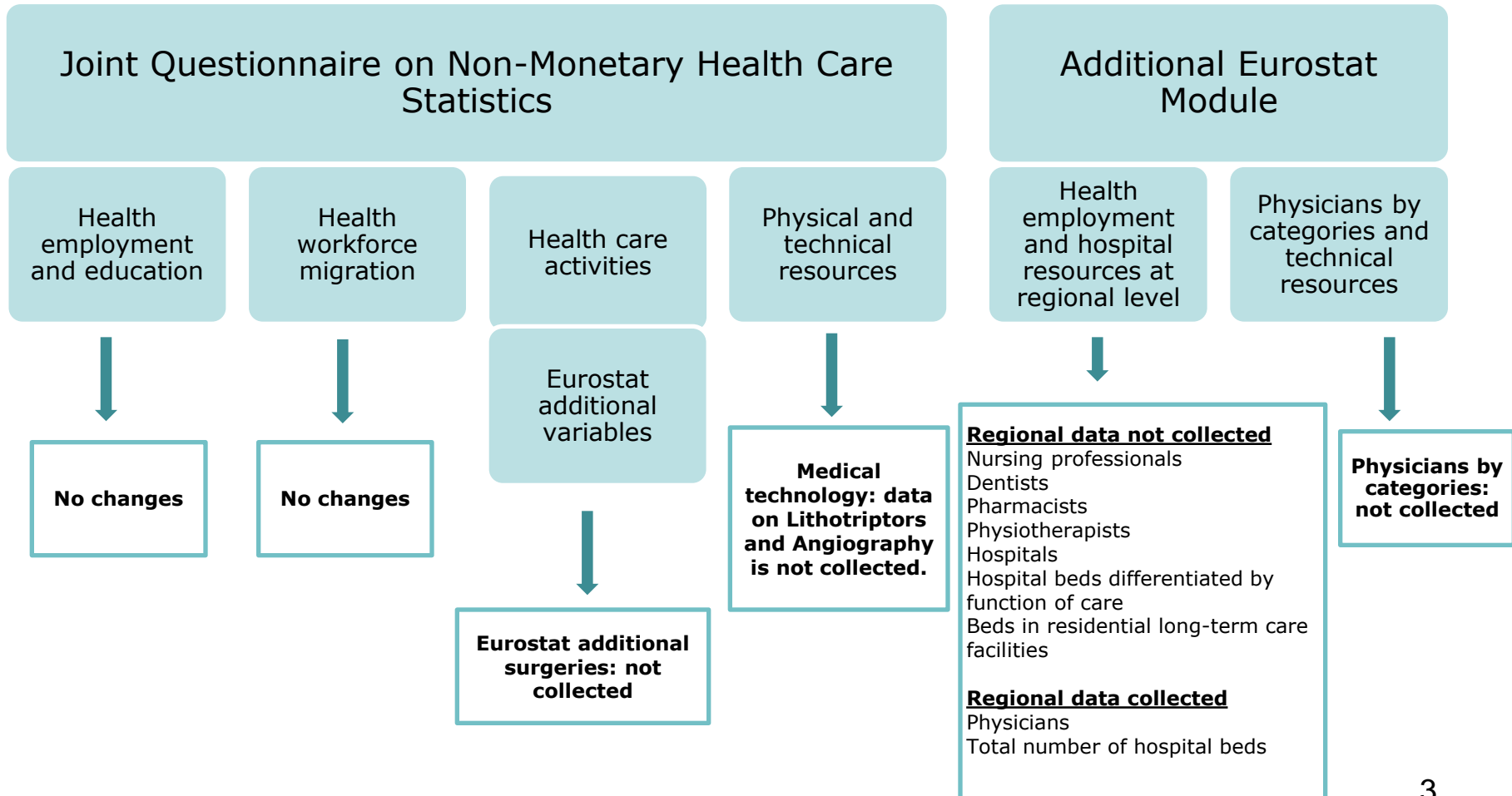
Eurostat

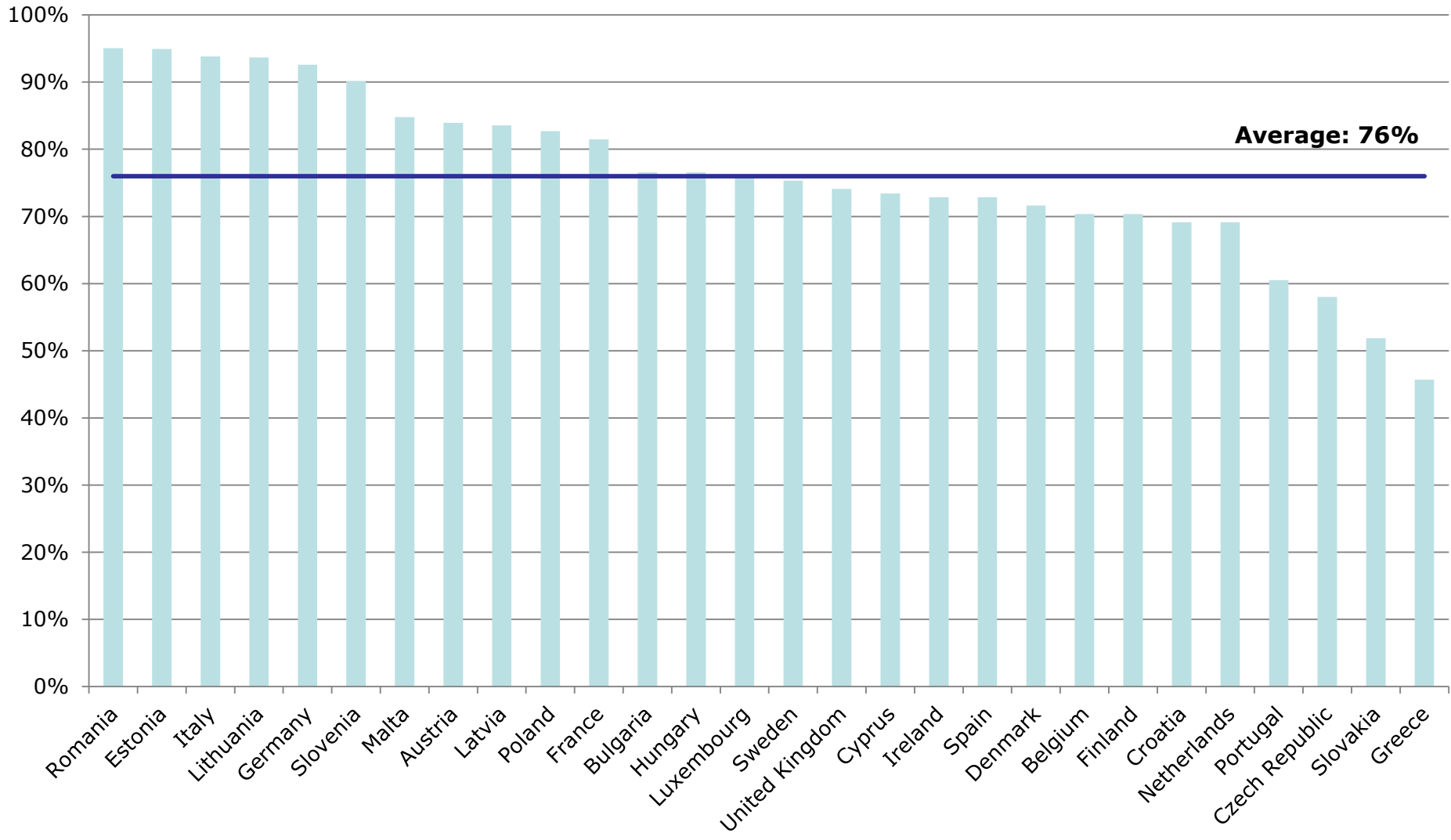
Ilze Burkevica – F5

Health Care Non Expenditure Statistics

- Collection of Health care non-expenditure data is a long-term effort starting more than 10 years ago
- In 2010 a Joint OECD/Eurostat/WHO-Europe Questionnaire on Non-Monetary Health Care statistics (JQNMHC) was launched
- **Core data** for possible inclusion in the regulation have been selected in 2014 by a **Task Force** with representatives from 9 Member States, in collaboration with the European Commission
- The work of the Task Force has pointed out on limitations concerning the **quality** of the data currently collected through the joint questionnaire, in terms of **availability, comparability and coverage**

Changes in the data collection in 2018





Health Care Non Expenditure Statistics

- **Workshop** on Health Care non-Expenditure statistics, held on 24 October 2017
- Planned **Grant actions** in 2018 targeted to countries having difficulties to submit data or to comply with definitions
- **Technical group** Health Care non-Expenditure will take place 20-21 September 2018 where variables and timetable for the regulation will be discussed
- Target – a **regulation** in 2021

Statistics on Causes of Death

- Implementing regulation 328/2011 on causes of death adopted in April 2011
- Data with reference year 2011 was first under the regulation
- Data are to be submitted T+24, but under agreement T+18, where possible
- For all countries data quality increasing with every year, smoother and faster validation
- The **Technical Group** on Causes of Death will take place on 15-16 March 2018 and will focus on **review of satellite lists** (amenable and preventable mortality, rare diseases)

Morbidity Statistics

- Project on Inventories of Morbidity Statistics: carried out in 2015-2017.
- 15 countries participated (AT, BE, CZ, DE, FI, FR, HR, HU, IE, MT, NL, NO, PL, SL and UK) by producing detailed inventories to identify sources and methods for producing best national estimates for EU morbidity indicators.
- **Suggested shortlist** for the pilot data collections
- The report outlines that **76 indicators** are probably feasible to collect, **covering 49 diagnosis or diagnosis categories**
- Planned **Grant action** in 2018 for pilot data collections. Applications proposing a data collection on full shortlist will be prioritised.
- **Task Force** on Morbidity statistics will be organised and will establish a subset of indicators that should be priority for pilot data collections
- After pilot data collections – assessment of the situation and possible voluntary data collection



Health Interview Survey: latest developments

Teodora Tchipeva
Lucian Agafitei
ESTAT-F4

European Health Interview Survey: Background

- Wave 1 EHIS over 2006-2009 – 17 MS (no legal basis)
- Wave 2 in 2014 under Framework Regulation on Public Health Statistics 1338/2008 – EHIS every 5 years
- Wave 3 in 2019: still under the current Framework Regulation 1338/2008; to serve as a bridge to Wave 4 which will be implemented under the IESS Framework Regulation: content & no of variables almost unchanged; but using elements of IESS (core/ harmonised social variables (P1 & P2; precision requirements)

EHIS Wave 3: State of Play

- Implementing Regulation & Decision on derogations adopted by ESSC on 22/09/2017 – unanimity
- Scrutiny procedure in EP & Council – until December 2017
- Adoption and publication expected in January 2018

- Manual: TF EHIS & TG HIS consulted; publication first quarter 2018
- Other supporting documents: by mid 2018

Voluntary modules: preparation for EHIS wave 4

Aim: New topics identified as important from public health perspective; possible inclusion in future EHIS waves only after testing and analysis of the results.

Financing: grants from budget available under sub-delegation from DG SANTE for qualitative and quantitative testing of 5 modules.

Topics:

- disability
- health of children
- patient experience
- positive mental health
- dietary habits

9 grant beneficiaries

Time-table

- **Qualitative testing:** October 2017 – May 2018
- **Quantitative testing:** final proposal by ESTAT by end June 2018, work to start straight after and finish by 30 September 2020, and carried out together with the EHIS wave 3

New grants expected to be launched in 2018 to support additional quantitative testing

Anonymisation EHIS wave 2 microdata: overview

- Wave 1 already anonymised; huge interest from researchers
- Proposed anonymisation rules for EHIS 2 agreed by all countries but 10 countries asked for some national specific adaptations
- National anonymised files to be produced soon
- Exchange of the national anonymised microdata file between data providers: 20 countries expressed interest

Dissemination of EHIS wave 2 data

	Current situation	Further planned
Geo. coverage	EU 28 + IS, NO, TR	Other non EU countries
Time dimension	2014 (for dissemination purposes)	Joint dissemination with wave 1 (whenever possible)
Breakdowns	<ul style="list-style-type: none"> • Age • Sex • Education/income/degree of urbanization 	<ul style="list-style-type: none"> • Labour status • Activity limitation • Citizenship • Country of birth
Standardisation	No	Age standardised

... on the Eurostat website

- ***Eurobase dissemination***
- ***News releases:***
 - 14/10/2016: Fruit and vegetables consumption
 - 20/10/2016: Body mass index
 - 7/12/2016: Tobacco consumption
- ***Updated "news" section that offers a variety of news items***
 - Preventive services (Febr. 2017)
 - Depression (March)
 - Physical activity (March)
 - Medicine use (April)
 - Diabetes (Nov.)
- ***Statistics Explained: updating statistical articles of the online publication "Health in the European Union – facts and figures"; revision and creation of new articles***
- ***Publications:***

Use of the EHIS results in publications

- *Health at a Glance: Europe 2016 – State of Health in the EU Cycle*
- *Eurostat regional yearbook – 2017 edition*
- *The life of women and men in Europe. A statistical portrait – 2017 edition*
- *State of Health in the EU. Companion Report 2017*

Latest developments concerning SDGs

Different levels of SDG monitoring

Level	Reference to be monitored	Main Actors	Indicator set
Global (UN)	Agenda 2030's 17 goals and 169 targets	UNSC, IAEG-SDGs, "Custodian" agencies, ECOSOC & UN GA	Global list of 244 SDG indicators (232 different ones). Includes unavailable indicators
UN region (UNECE)	Developing guidance for member countries but no monitoring carried out		
EU	SDGs in an EU context - focus on EU policies, COM(2016) 739 final	Eurostat, other Commission services, National statistical offices	EU SDG indicator set. Based on existing indicators
National	National SD strategies, implementation of Agenda 2030 in national policies	National statistical offices and other national agencies	National SD indicator sets (exist in some countries, are being developed in others)

Latest developments at global level

- *List of UN SDG indicators adopted by the General Assembly on 6 July 2017*
- *Including 232 indicators at target level*
- *82 indicators currently available; the other indicators still under development*
- *The Inter-Agency and Expert Group (IAEG-SDG), mandated on further work on the UN SDG indicators*
- *Detailed information can be found under the link: <https://unstats.un.org/sdgs/iaeg-sdgs/>*

EU SDG indicator set

- Indicators chosen for their relevance and statistical quality *[strong links with EU policies & in line with European Statistics Code of practice]*
- Result of a broad consultative process *[including: Member States (via NSIs), EU Council Committees (EMCO, SPC, EFC), users, academia and civil society, international organisations (FAO, UNEP, ...)]*
- Favourable opinion of the European Statistical System Committee (ESSC) on 18 May 2017
- No additional burden on Member States and no financial implications *[only already existing indicators. All development work on SDG indicators is part of normal statistical work program]*

EU SDG indicator set: main features

- 100 different indicators, evenly distributed across the 17 SDGs
- *68% from ESS, 32% from non-ESS sources*
- *56% aligned with UN SDG indicators*
- *Breakdowns by gender, age groups, NUTS 2 region, educational level, degree of urbanisation, income and disability*

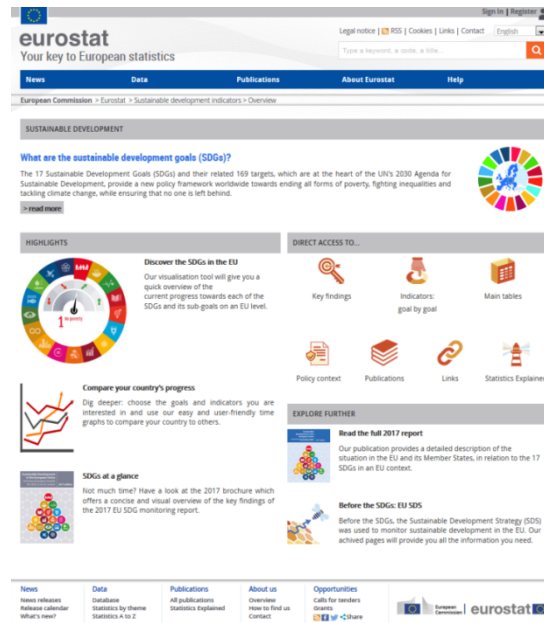
EU SDG monitoring: Eurostat's 2017 package

Monitoring report & Brochure

Statistics Explained



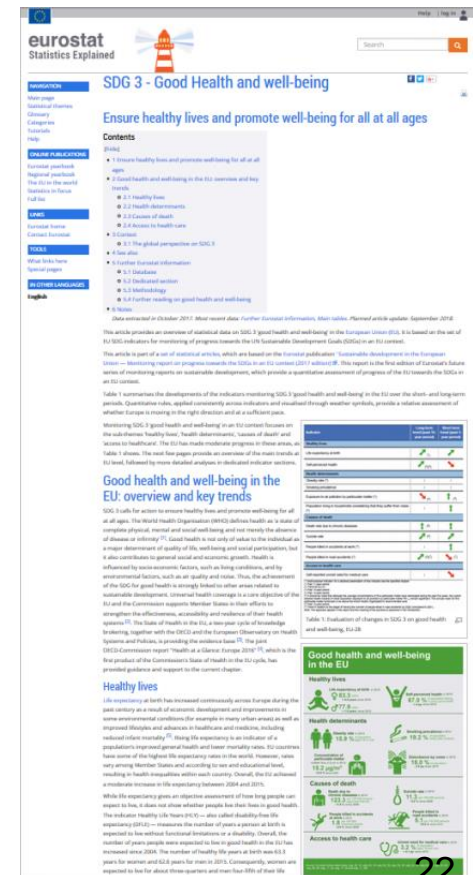
Dedicated website



The screenshot shows the Eurostat website interface. At the top, there's a search bar and navigation links. The main heading is 'Sustainable Development'. Below it, there's a section titled 'What are the sustainable development goals (SDGs)?' with a brief description and a circular icon representing the 17 SDGs. There are several interactive elements: 'Discover the SDGs in the EU' with a circular progress indicator, 'Direct access to...' with icons for Key findings, Indicators, and Main tables, and 'Compare your country's progress' with a line graph icon. A 'Read the full 2017 report' section is also visible. At the bottom, there's a footer with 'News releases', 'Data', 'Publications', 'About us', and 'Opportunities'.

Online database

- ACCESS TO DATA: MAIN TABLES
-  Sustainable Development Indicators (NEW - more info here)
 -  Goal 1 – No poverty (sdg_01)
 -  Goal 2 – Zero hunger (sdg_02)
 -  Goal 3 – Good health and well-being (sdg_03)
 -  Goal 4 – Quality education (sdg_04)
 -  Goal 5 – Gender equality (sdg_05)
 -  Goal 6 – Clean water and sanitation (sdg_06)
 -  Goal 7 – Affordable and clean energy (sdg_07)
 -  Goal 8 – Decent work and economic growth (sdg_08)
 -  Goal 9 – Industry, innovation and infrastructure (sdg_09)
 -  Goal 10 – Reduced inequalities (sdg_10)
 -  Goal 11 – Sustainable cities and communities (sdg_11)
 -  Goal 12 – Responsible consumption and production (sdg_12)
 -  Goal 13 – Climate action (sdg_13)
 -  Goal 14 – Life below water (sdg_14)
 -  Goal 15 – Life on land (sdg_15)
 -  Goal 16 – Peace, justice and strong institutions (sdg_16)
 -  Goal 17 – Partnerships for the goals (sdg_17)



The screenshot shows the 'Statistics Explained' page for 'SDG 3 - Good Health and well-being'. The page title is 'Ensure healthy lives and promote well-being for all at all ages'. It features a 'Contents' section with a list of sub-topics like 'Ensure healthy lives and promote well-being for all at all ages', 'Good health and well-being in the EU: overview and key trends', and 'Good health and well-being in the EU: overview and key trends'. There are also 'Direct access to...' links for Key findings, Indicators, and Main tables. A 'Good health and well-being in the EU: overview and key trends' section is visible, along with a 'Health lives' section. At the bottom right, there's a 'Good health and well-being in the EU' summary box with various statistics and icons.

Next steps at EU level

- EU SDG monitoring report will be annually updated
- EU SDG indicator set will be reviewed for 2018, to make sure that it includes the most relevant and highest quality indicators and that it aligns with the UN global indicators as much as possible

[Refinements will take place between December 2017 and March 2018. Member States will be involved via the NSIs]

DGs will be involved in both the refinement of the EU SDG indicator set and the preparation of the 2018 monitoring report foreseen in September