

Working together for Health and Well-being in Europe


Claudia Stein, MD, MSc, PhD, FFPH

Director

Division of Information, Evidence, Research and Innovation

World Health Organization

Regional Office for Europe



World Health
Organization

REGIONAL OFFICE FOR Europe

Single integrated Health Information System for Europe (53 Member States)

- Roadmap with European Commission agreed in 2010
 - First three steps of implementation completed

European Commission and WHO Regional Office for Europe: *A shared vision for joint action*

This Joint Declaration of the European Commission and the World Health Organization Regional Office for Europe was developed jointly by the WHO/Europe Secretariat and the European Commission. Both organizations consulted internally, according to their individual procedures and requirements, and these consultations were concluded with a political agreement – the Joint Declaration, that outlines the framework for the future cooperation between the two partnering organizations with a view to more efficient and effective collaboration in the area of public health. The Declaration was launched at a ceremony at the sixtieth session of the WHO Regional Committee for Europe, Moscow, the Russian Federation, on 13 September 2010, by



**World Health
Organization**

REGIONAL OFFICE FOR **Europe**

Agreed roadmap for Health Information System for Europe

1. Conduct mapping exercises for existing health information systems & databases in the agencies;
2. Conduct reviews of the quality and architecture of information systems → criteria;
3. Conduct landscaping of current and potential partners and stakeholders and engage them → in progress;
4. Define common needs and constraints,
5. Discuss a concrete way forward based on the above steps and devise an action plan.

Including at country level
→ resource implications

OECD now a partner – JPA signed at

RC62

- Reduce reporting burden of Member States
 - Harmonize data collection and quality
 - Permit valid comparisons

- 2 evidence syntheses (HEN): “Key ingredients for successful integration of health information systems at national/int’l level”

Joint Action Plan OECD/WHO Europe

Developing reliable health information by collaborating on:

- Expansion of WHO/OECD/Eurostat joint data collections;
- **Common health information system for Europe;**
- Strengthening countries health info systems;
- Collection & validation of data;
- **Measurement & target setting for well-being.**



© WHO/Brian Cassar

Zsuzsanna Jakab and Yves Leterme, Deputy Secretary-General of OECD, sign a Joint Action Plan between OECD and WHO/Europe.

New WHO/EURO and RIVM, Netherlands initiative on health information

- Two agencies signed letter of intent to collaborate more closely on health information;
- Includes joint work on health indicators, **single health info platform** and health info networks;
- ‘Autumn school’ on health information and evidence into policy;
- Generous funding from Netherlands for first 2 years;
- **Seeking other agencies and MS to join as partners!**

RIVM and WHO/Europe to collaborate on health information provision

07-11-2012



Andre van der Zande, Director-General of RIVM, and Zsuzsanna Jakab, WHO Regional Director for Europe, signed a letter of intent on 30 October 2012, stating their commitment to work together on health information by setting up a new initiative under the Dutch partnership agreement. Photo: WHO/Oluf Christoffersen



REGIONAL OFFICE FOR Europe

3 other Member States have expressed interest

European Health 2020 policy



Regional Committee for Europe
62nd session

EUR/RC62/R4

Malta, 10–13 September 2012

12 September 2012

122074

ORIGINAL: ENGLISH

Resolution

Health 2020 – The European policy framework for health and well-being

“Adopts....together with a **set of regional goals** as set out in that document and the **appropriate indicators for the European Region.**”



What we are aiming for – six targets for Health 2020

Health 2020 area	Overarching goals or targets
1. Burden of disease and risk factors	1. Reduce premature mortality in Europe by 2020
2. Healthy people, well-being and determinants	2. Increase life expectancy in Europe
	3. Reduce inequities in health in Europe (social determinants target)
	4. Enhance well-being of the European population (to be further elaborated during 2013)
3. Processes, governance and health systems	5. Universal coverage and “right to health”
	6. Member States set national targets/goals

Developing indicators for the Health 2020 targets

First meeting of the expert group
Utrecht, the Netherlands, 18–19 June 2012



Finalize indicators work
and monitoring
framework
with expert group &
Member States

What makes a good indicator for Health 2020?


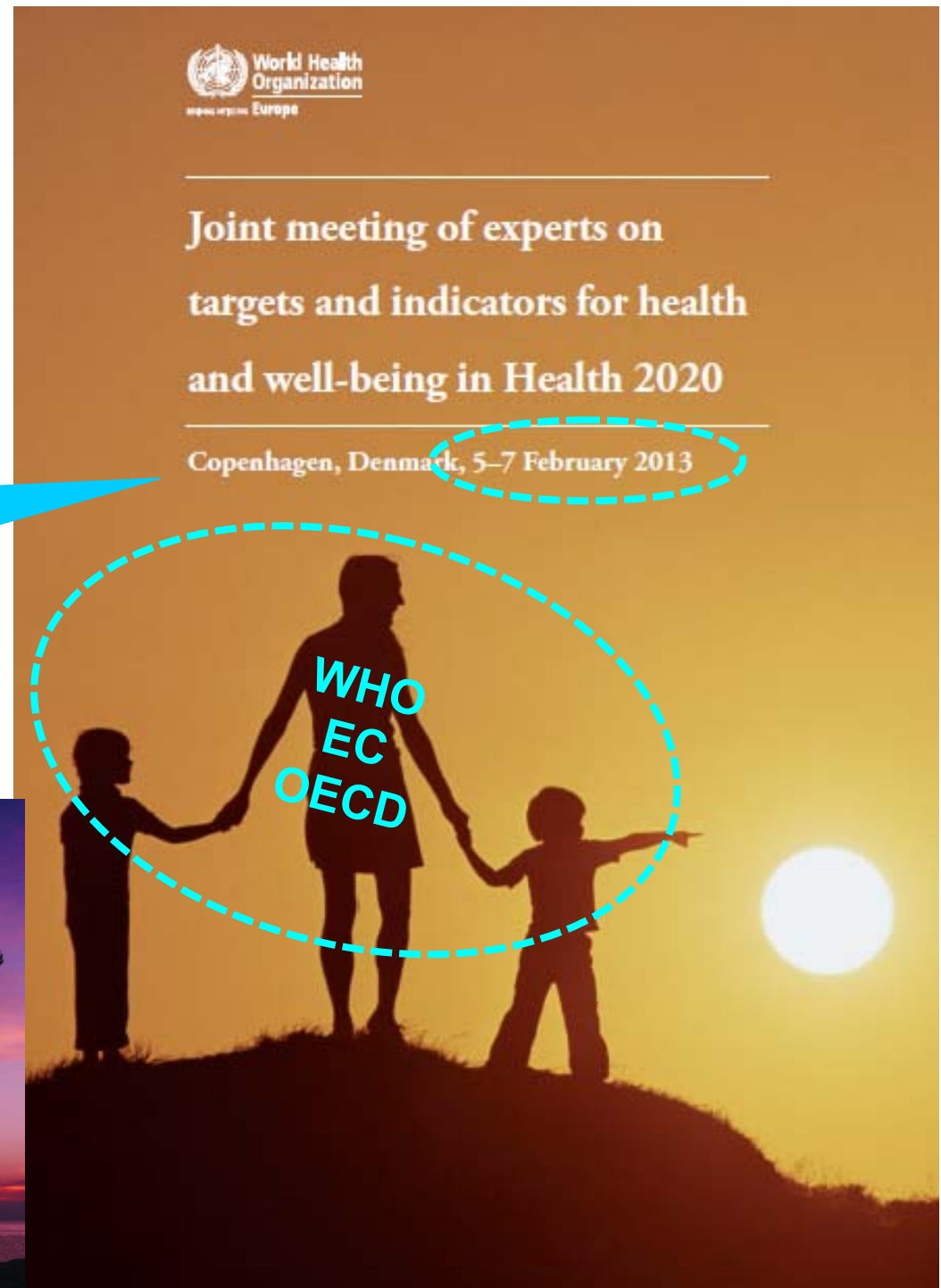


- High validity and reliability;
- Available for majority of countries;
- Ideally should be routinely reported;
- One indicator that serves several targets;
- Data accompanied by meta-data;
- All rates age-standardized;
- Indicator data reported disaggregated, i.e. by age, gender, ethnicity, socio-economic strata, vulnerable groups, sub-national;
- Comparable across the region.

The short-list of 20 indicators...


Objective well-being domains and indicators:

To be finalized by expert group by end 2013



What Member States were asked to do...

- Advise on the proposed indicators;
- Comment on:
 - Feasibility,
 - Clarity,
 - Completeness,
 - Appropriateness,
 - Usefulness.
- State 'agreement/rejection' of indicators;
- Identify gaps.



The country consultation - overview

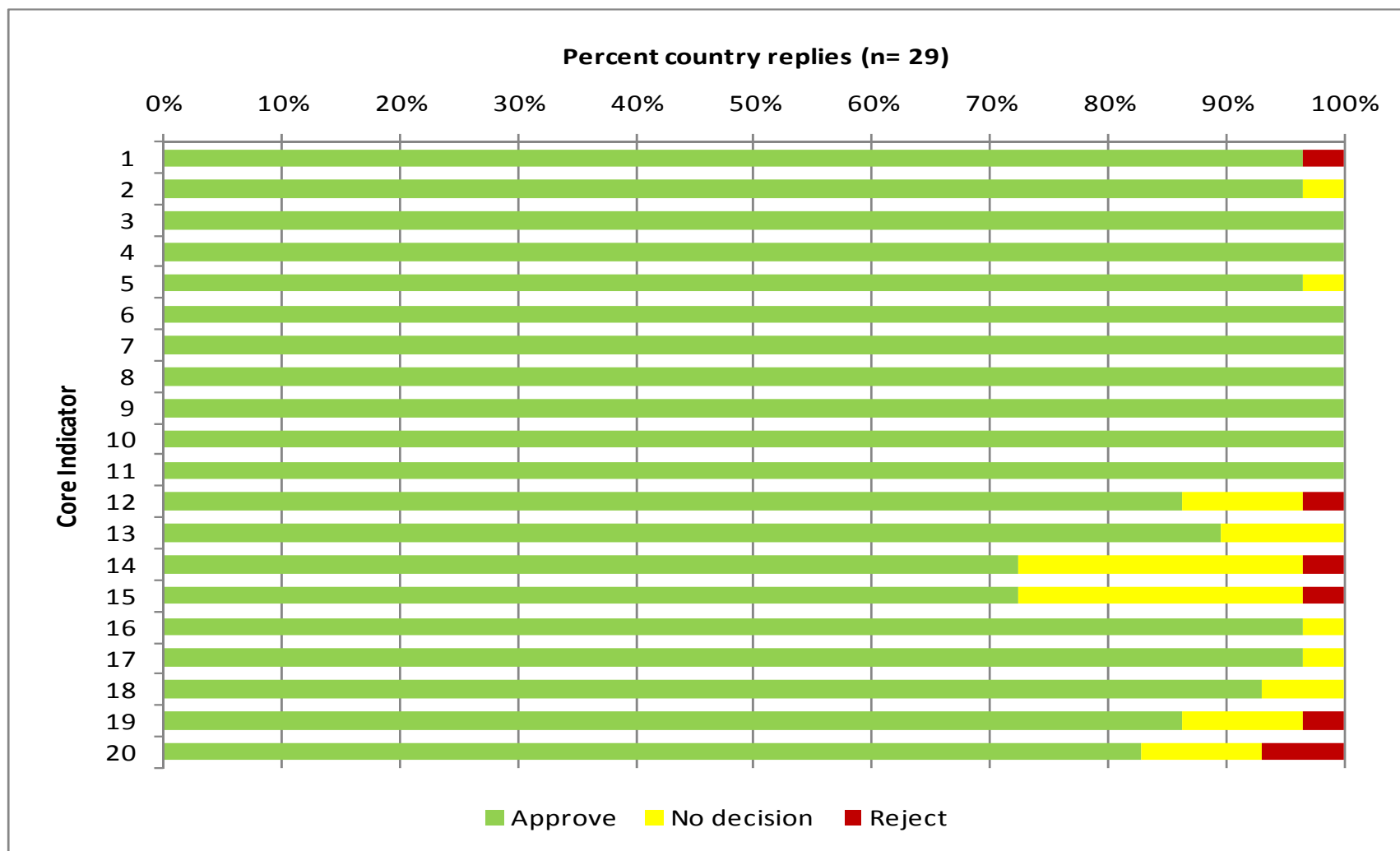
- **30** Member States completed the consultation template and/or made explicit comments;
- Countries from all parts of the region responded (including the three most populous), one Central Asian Republic;
- Overall overwhelming support for the **core and additional** indicators;
- Many excellent detailed comments received for operationalization and further elaboration of indicators, e.g. age ranges, disaggregation of data, etc (detail available upon request);
- Some suggestions to add clarifications and explanations;
- Some comments of Member States directly contradictory (e.g. use of Healthy Life Expectancy).

Thank you

Merçi

Danke

Summary of responses on core indicators



Country consultation: core indicators

- Two Member States opposed the indicators for **well-being**; six remained neutral, all others expressly approved;
- One Member State opposed the indicator on **premature mortality from NCDs**; all others approved;
- One Member State opposed indicator on **unemployment** rates;
- Two Member States opposed **policy implementation** indicator;
- One Member State opposed **national target setting** indicator;

Country responses on core indicators

Core Indic	Country																								
	1	2	3	4	5	6	7	8	9	10	11	12	13	14	15	16	17	18	19	20	21	22	23	24	25
1 1.1.a	Approve	Approve	Approve	Approve			Approve	Approve	Reject	Approve	Approve	Approve	Approve	Approve	Approve	Approve	Approve	Approve	Approve	Approve	Approve	Approve	Approve	Approve	Approve
2 1.1.b	Approve	Approve	Approve	Approve			Approve	Approve	Approve	Approve	Approve	Approve	Approve	Approve	No Decision	Approve	Approve	Approve	Approve	Approve	Approve	Approve	Approve	Approve	Approve
3 1.1.c	Approve	Approve	Approve	Approve			Approve	Approve	Approve	Approve	Approve	Approve	Approve	Approve	Approve	Approve	Approve	Approve	Approve	Approve	Approve	Approve	Approve	Approve	Approve
4 1.1.d	Approve	Approve	Approve	Approve			Approve	Approve	Approve	Approve	Approve	Approve	Approve	Approve	Approve	Approve	Approve	Approve	Approve	Approve	Approve	Approve	Approve	Approve	Approve
5 1.2.a	Approve	Approve	Approve	Approve			Approve	Approve	Approve	Approve	Approve	Approve	Approve	Approve	Approve	Approve	Approve	Approve	Approve	Approve	Approve	Approve	Approve	Approve	Approve
6 1.3.a	Approve	Approve	Approve	Approve			Approve	Approve	Approve	Approve	Approve	Approve	Approve	Approve	Approve	Approve	Approve	Approve	Approve	Approve	Approve	Approve	Approve	Approve	Approve
7 2.1.	Approve	Approve	Approve	Approve			Approve	Approve	Approve	Approve	Approve	Approve	Approve	Approve	Approve	Approve	Approve	Approve	Approve	Approve	Approve	Approve	Approve	Approve	Approve
8 3.1.a	Approve	Approve	Approve	Approve			Approve	To be	Approve	Approve	Approve	Approve	Approve	Approve	Approve	Approve	Approve	Approve	Approve	Approve	Approve	Approve	Approve	Approve	Approve
9 3.1.b	Approve	Approve	Approve	Approve			Approve	To be	Approve	Approve	Approve	Approve	Approve	Approve	Approve	Approve	Approve	Approve	Approve	Approve	Approve	Approve	Approve	Approve	Approve
10 3.1.c	Approve	Approve	Approve	Approve			Approve	Approve	Approve	Approve	Approve	Approve	Approve	No Decision	Approve	Approve	Approve	Approve	Approve	Approve	Approve	Approve	Approve	Approve	Approve
11 3.1.d	Approve	No decision	Approve	Approve			Approve	Approve	Approve	Approve	Approve	Approve	Approve	Approve	Approve	Approve	Approve	Approve	Approve	Approve	Approve	Approve	Approve	Approve	Approve
12 3.1.e	Approve	Approve	Approve	Approve			Approve	To be	Approve	No decision	Approve	Approve	Approve	Approve	Approve	Approve	Approve	Approve	Approve	Approve	No Decision	Reject	Approve	Approve	Approve
13 3.1.f	Approve	No decision	No decision	Approve			Approve	Approve	Approve	Approve	Approve	Approve	Approve	Approve	Approve	Approve	Approve	Approve	Approve	Approve	Approve	Approve	Approve	Approve	Approve
14 4.1.a	Approve	Approve	Approve	No decision			Approve	Approve	Approve	Approve	Approve	Approve	Approve	No	Reject	Approve	Approve	Approve	Approve	Approve	Approve	Approve	Approve	Approve	Approve
15 4.1.b	Approve	No decision	Approve				Approve	Approve	Approve	Approve	Approve	Approve	Approve	No	Reject	Approve	Approve	Approve	Approve	Approve	Approve	Approve	Approve	Approve	Approve
16 5.1.a	Approve	Approve	Approve	Approve			Approve	Approve	Approve	Approve	Approve	Approve	Approve	Approve	Approve	Approve	Approve	No Decision	Approve	Approve	Approve	Approve	Approve	Approve	Approve
17 5.1.b	Approve	Approve	Approve	Approve			Approve	Approve	Approve	Approve	Approve	Approve	Approve	Approve	Approve	Approve	Approve	No Decision	Approve	Approve	Approve	Approve	Approve	Approve	Approve
18 5.1.c	Approve	Approve	No decision	Approve			Approve	Approve	Approve	Approve	Approve	Approve	Approve	Approve	Approve	Approve	Approve	No Decision	Approve	Approve	Approve	Approve	Approve	Approve	Approve
19 6.1.a	Approve	Approve	Approve	Approve			No decision	Approve	Approve	No decision	Approve	Approve	Approve	Approve	Approve	Approve	Approve	Approve	Approve	Approve	No Decision	Reject	Approve	Approve	Approve
20 6.1.b	Approve	Approve	Approve	Approve			No decision	Approve	Approve	No decision	Approve	Approve	Approve	Approve	Reject	Approve	Approve	Approve	Approve	Approve	No Decision	Reject	Approve	Approve	Approve

Premature NCD mortality

Subjective & objective well-being

Unemployment rate

Policy implementation

Target setting

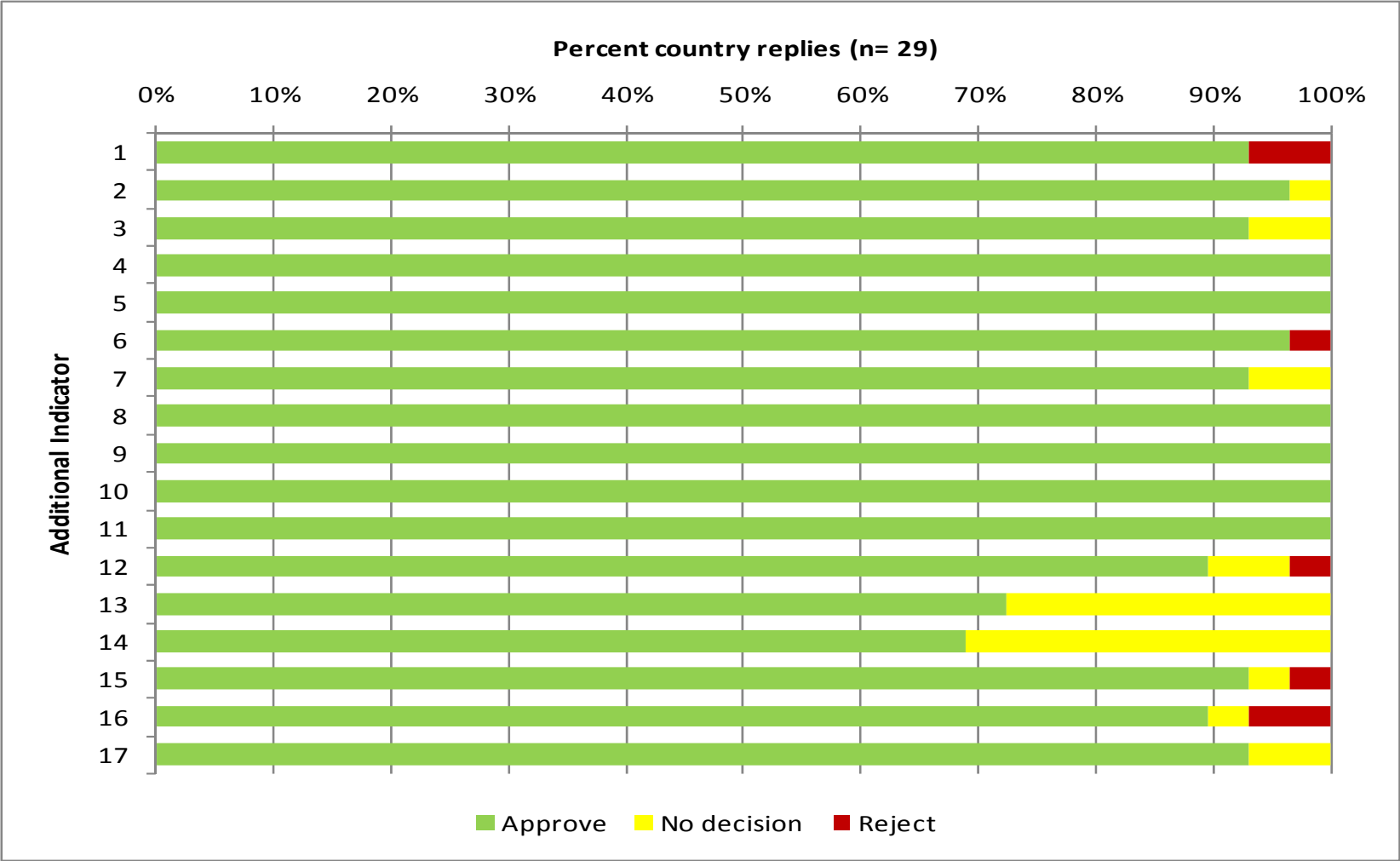
Only two indicators where two MS object....

REGIONAL OFFICE FOR Europe

Country consultation, additional indicators

- Two Member States opposed the indicators for **mortality for all ages**; six remained neutral, all others expressly approved;
- One Member State opposed the indicator on **mortality from accidental poisoning**;
- One Member State opposed indicator on **healthy life years**;
- One Member State opposed indicator on **maternal mortality**;
- One Member State opposed **tuberculosis treatment** indicator.

Summary of responses to additional indicators

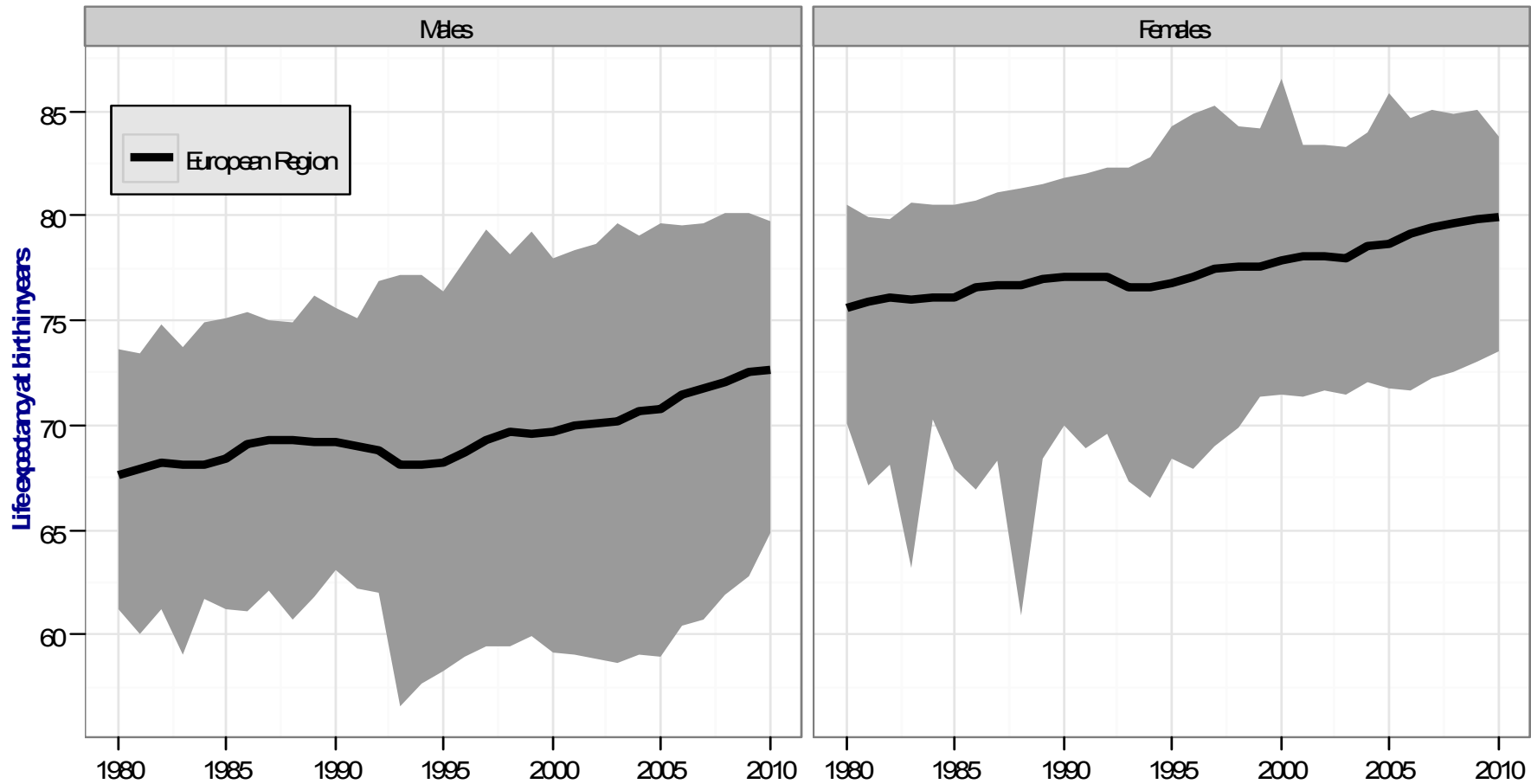


Country responses to additional indicators

Country

Ad. Indicat	1	2	3	4	5	6	7	8	9	10	11	12	13	14	15	16	17	18	19	20	21	22	23	24	25	
1 1.1.a	Approve	Approve	Approve	Approve			Approve	Approve		Approve	Approve	Approve	approve	Approve		Reject	Approve	Approve	Approve	Approve	Approve	Approve		Approve	Approve	
2 1.1.b	Approve	Approve	Approve	Approve			Approve	Approve		No Decision	Approve	Approve	approve	Approve		Approve	Approve	Approve	Approve	Approve	Approve	Approve		Approve	Approve	Approve
3 1.1.c	Approve	Approve	Approve	Approve			Approve	Approve		No Decision	Approve	No Decision	approve	Approve		Approve	Approve		Approve	Approve	Approve	Approve		Approve	Approve	Approve
4 1.1.d	Approve	Approve	Approve	Approve			Approve	Approve		Approve	Approve	Approve	approve	Approve		Approve	Approve	Approve	Approve	Approve	Approve	Approve		Approve	Approve	Approve
5 1.3.a	Approve	Approve		Approve			Approve	Approve		Approve	Approve	Approve	Approve	Approve		Approve	Approve	Approve	Approve	Approve		Approve		Approve	Approve	Approve
6 1.3.b	Approve	Approve	Approve	Approve			Approve	Approve		Approve	Approve	Reject	Approve	Approve		Approve	Approve	Approve	Approve	Approve		Approve		Approve	Approve	Approve
7 1.3.c	No		Approve	Approve			Approve	Approve		Approve	Approve	Approve	Approve	Approve		No Decision	Approve	Approve	Approve	Approve		Approve		Approve	Approve	Approve
8 1.3.d	Approve	Approve	Approve	Approve			Approve	Approve		Approve	Approve	Approve	Approve	Approve		Approve	Approve	Approve	Approve	Approve		Approve		Approve	Approve	Approve
9 1.3.e	Approve	Approve	Approve	Approve			Approve	Approve		Approve	Approve	reject	Approve	Approve		Approve	Approve	Approve	Approve	Approve		Approve		Approve	Approve	Approve
10 1.3.f	Approve	Approve	Approve	Approve			Approve	Approve		Approve	Approve	Approve	Approve	Approve		Approve	Approve	Approve	Approve	Approve		Approve		Approve	Approve	Approve
11 2.1.a	Approve	Approve	Approve	Approve			Approve	Approve		Approve	Approve	Approve	Approve	Approve		Approve	Approve	Approve	Approve	Approve		Approve		Approve	Approve	Approve
12 2.1.b	Approve	Approve	Approve	No Decision	Reject		Approve	Approve		Approve	Approve	Approve	Approve	Approve		Approve	Approve	Approve	No Decision		Approve		Approve	Approve	Approve	Approve
13 4.1.a		Approve	Approve				No Decision	Approve		Approve	Approve	Approve	No Decision	No		Approve		No	No Decision	No Decision	No Decision		Approve	Approve		
14 4.1.b		No Decision	Approve				No Decision	Approve		Approve	Approve	Approve	No Decision	No		Approve		No	No Decision	No Decision	No Decision		Approve	Approve		
15 5.1.a	approve	Approve	Approve	Approve			Approve	Approve		Approve	Approve	No Decision	Approve	Approve		Approve		Approve	Reject	Approve	Approve		Approve	Approve	Approve	Approve
16 5.1.b	no	Approve	Approve	Approve			Approve	Approve		Approve	Approve	Reject	Approve	Approve		Approve		Approve	Approve	Approve	Approve	Approve		Approve	Approve	
17 5.1.c	no	Approve	No Decision	Approve			Approve	Approve		Approve	Approve	Approve	Approve	Approve		Approve	Approve	Approve	Approve	Approve	Approve	Approve		Approve	Approve	Approve

How will WHO report on these indicators?



Core Health Indicators for Europe

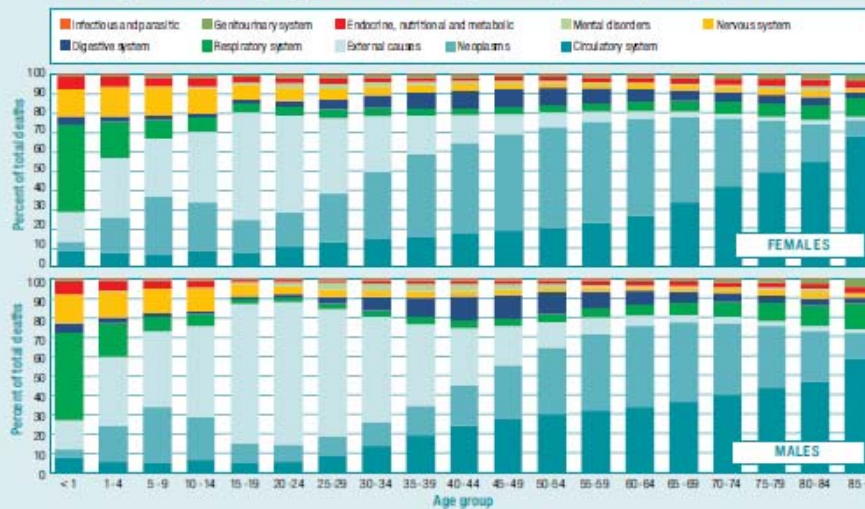
Premature mortality from diseases of the circulatory system, ages below 65 years, 2008-2009



Premature mortality from malignant neoplasms, ages below 65 years, 2008-2009



Mortality profiles by broad groups of causes of death, age and sex, WHO European Region, 2006-2010




Premature mortality from injury and poisoning, age below 65 years, 2008-2009



How will WHO report on these indicators?

- Subjective well-being:
Agreement with survey provider reached for all MS;
- Annual report of the Regional Director;
- 'European Health Statistics' (new publication);
- New EURO health information platform (as of 2014);
- The European Health Report.



How it all fits in:

Time line for indicators for Health 2020

- 5-7 February 2013: Expert group proposed short-list of indicators and targets quantification;
- 18-19 March 2013: Standing Committee of RC consulted on short-list of indicators and targets; revisions made;
- 25 March – 30 April 2013: Written country consultation on short-listed indicators and targets;
- 2-3 May: European Advisory Committee on Health Research (EACHR) commented on indicators;
- **18-19 May 2013: Standing Committee of RC agrees on indicators and targets & resolution to be submitted to Regional Committee;**
- September 2013: Regional Committee to decide on indicators;
- By end 2013: WHO Secretariat proposes objective well-being indicators to Member States.

Indicators are work in progress...

Innovative new indicators should be considered, e.g.:

- Governance,
- Community resilience,
- Child poverty, etc.

- Form core of an **international alliance** to measure well-being (**EC**, **OECD**, academia, Gallup International, governments, etc);
- Develop **definition** and **framework** for well-being in the context of health;
- Advise on **measurement** and **target setting** for well-being.



Development of target and indicators – now going to RC63

Charting the way to well-being

All
on-line
on WHO
Europe
website

The European health report 2012

Charting the way
to well-being

2

Print version coming soon

1 3/4

1 1/2

Health Information Strategy

for Europe:

Framework 'menu'

Ad-hoc working group established:

- 17 Member States have nominated experts;
- Chaired by Netherlands and Russia;
- Group held 3 teleconferences
- **European Commission** and **OECD** invited observers;

Review commissioned of health information strategies & glossary (national/international)



Organization

REGIONAL OFFICE FOR Europe

Entrées

Vision statement
Mission statement
Target audience
Introduction (background)

Premiers plats (légumes)

Objectives, strategic goals and outputs

Expected outcomes

Seconds plats (viande, poisson)

Required elements for implementation

Partnerships & collaborations

Monitoring & Evaluation

Desserts

Potential milestones & implementation plan
Conclusions

Definitions & references

EVIPNet (Evidence-informed policy network)

- EVIPNet promotes the systematic use of health research evidence in policy-making;
- Through a series of training workshops, EVIPNet promotes partnerships at the country level between policy-makers, researchers and civil society;
- EVIPNet facilitates development of policy briefs and policy implementation through its platform and workshops.



EVIPNet Regions

Africa

America

Asia

Eastern Mediterranean Region

Europe

Launch October 2012:

EVIPNet (Evidence-informed policy network)



EVIPNet Regions

Africa

America

Asia

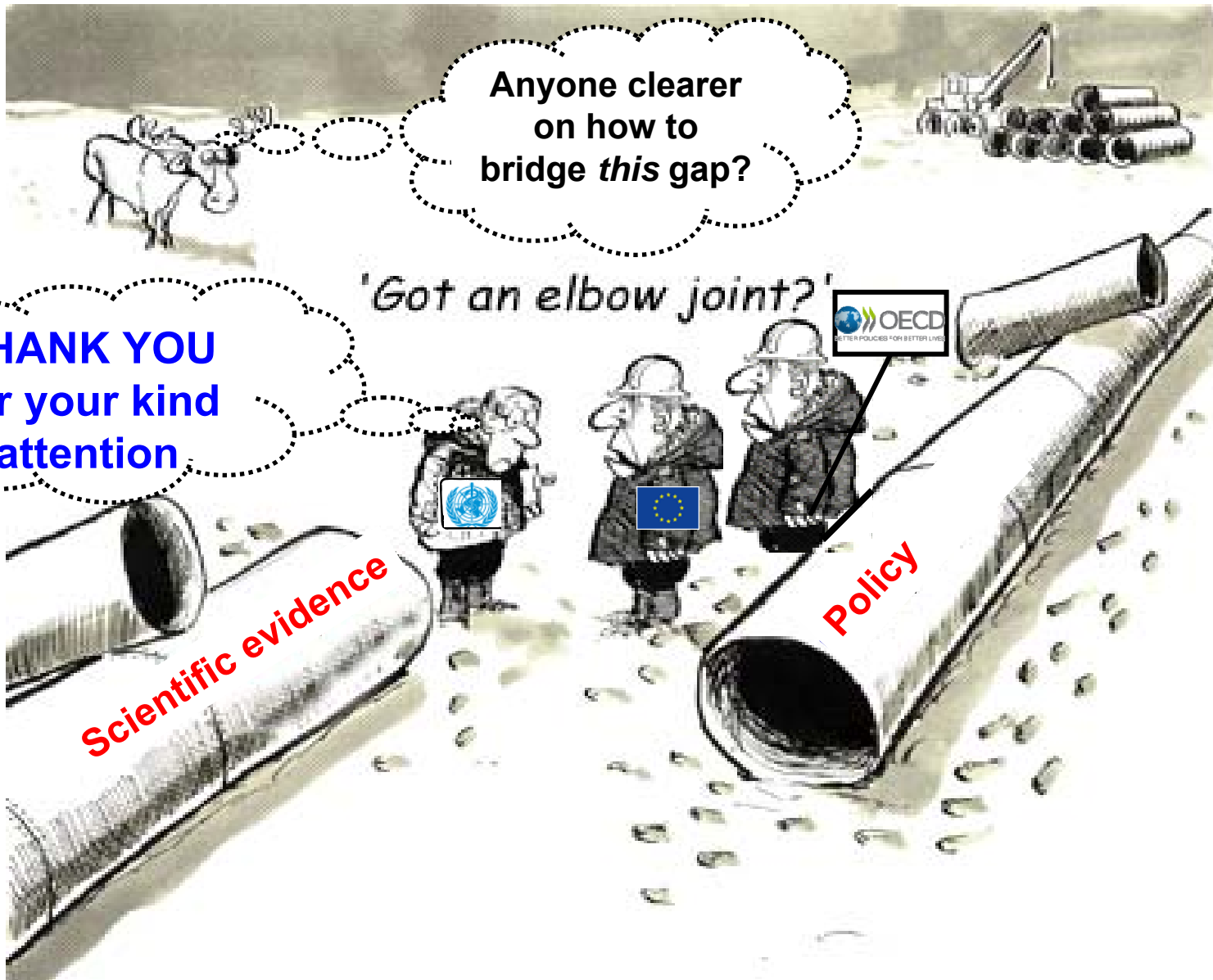
Eastern Mediterranean Region

Europe

Launch of EVIPNet Europe, 10 October 2012, Bishkek, Kyrgyzstan


Working together for health – in summary

- **Strategic:**
 - Integrated health information system for Europe;
 - Indicators for Health 2020;
 - Measurement of well-being;
 - Health Information Strategy for Europe.
- **Technical:**
 - Joint data collections;
 - RIVM/WHO Health Information Initiative;
 - Work on innovative new indicators;
 - EVIPNet Europe;



World Health
Organization

REGIONAL OFFICE FOR Europe



**Extra
slides**



**World Health
Organization**

REGIONAL OFFICE FOR **Europe**

Health 2020 targets and indicators by area

Area/target	Quantification	Core indicators	Data source (No. of Member States for which the source holds data)	Additional indicators	Data source (No. of Member States for which the source holds data)
Health 2020 Area 1. Burden of disease and risk factors					
Overarching or headline target 1. Reduce premature mortality in Europe by 2020	1.1. A 1.5% relative annual reduction in overall (four causes combined) premature mortality from cardiovascular disease, cancer, diabetes, and chronic respiratory disease until 2020	(1) 1.1a. Standardized overall premature mortality rate (from 30 to under 70 years) for four major noncommunicable diseases (cardiovascular diseases, cancer, diabetes mellitus and chronic respiratory disease), disaggregated by sex	HFA-MDB (42)	(1) 1.1a. Standardized mortality rate from all causes, disaggregated by sex and cause of death	HFA-MDB (42)
		(2) 1.1b. Age-standardized prevalence of current tobacco smoking among persons aged 15+ years.	Source used by the Global Monitoring Framework for Noncommunicable Diseases (Global Health Observatory) (50)	(2) 1.1b. Prevalence of weekly tobacco smoking among school-aged children	HBSC Survey (38)
		(3) 1.1c. Total (recorded and unrecorded) per capita alcohol consumption among persons aged 15+ years within a calendar year (litres of pure alcohol)	Source used by the Global Monitoring Framework for Noncommunicable Diseases (Global Health Observatory) (50))	(3) 1.1.c. Heavy episodic drinking among adolescents	ESPAD (34)
		(4) 1.1d. Age-standardized prevalence of overweight and obesity in persons aged 18+ years (defined as a body mass index > 25 kg/m ² for overweight and > 30 kg/m ² for obesity)	Source used by the Global Monitoring Framework for Noncommunicable Diseases (Global Health Observatory) (46)	(4) 1.1d. Prevalence of overweight and obesity among school-aged children	HBSC Survey (38)

Area/target	Quantification	Core indicators	Data source (No. of Member States for which the source holds data)	Additional indicators	Data source (No. of Member States for which the source holds data)
Health 2020 Area 2. Healthy people, well-being and determinants					
Overarching or headline target 2. Increase life expectancy in Europe	2.1. Continued increase in life expectancy at current rate (= annual rate during 2006-2010) coupled with reducing differences in life expectancy in the European Region	(7) 2.1. Life expectancy at birth	HFA (42)	(11) 2.1a. Life expectancy at birth and at ages 1, 15, 45 and 65	HFA (41)
				(12) 2.1b. Healthy life years at age 65	Eurostat (31 (EU-27 plus Iceland, Norway, Switzerland and Croatia))
Overarching or headline target 3. Reduce inequities in Europe (social determinants target)	3.1. Reduction in the gaps in health status associated with social determinants within the European population target)	(8) 3.1a. Infant mortality per 1000 live births	HFA (42)		
		(7) 3.1b. Life expectancy at birth, disaggregated by sex	HFA (42)		
		(9) 3.1c. Proportion of children of official primary school age not enrolled	UNESCO (46)		
		(10) 3.1d. Unemployment rate, disaggregated by age	ILOSTAT and Eurostat (ILO 38, SILC 30, total 43)		
		(11) 3.1e. National and/or subnational policy addressing health inequities established and documented	Direct reporting by Member States through the Annual Report of the WHO Regional Director for Europe		
		(12) 3.1f. GINI coefficient	World Bank & Eurostat (22 World bank, 26 SILC, total 40)		

Area/target	Quantification	Core indicators	Data source (No. of Member States for which the source holds data)	Additional indicators	Data source (No. of Member States for which the source holds data)
Health 2020 Area 2. Healthy people, well-being and determinants					
Overarching or headline target 4. Enhance well-being of the European population	Will be set as a result of the baseline of the core well-being indicators with the aim of narrowing intraregional differences and levelling up	(13) 4.1a. Life satisfaction	To be established - WHO in discussion with existing survey providers	4.1a. Indicators of subjective well-being, either in different domains or by eudaimonia or by affect; to be developed	To be established
		4.1b. Indicators of objective well-being in different domains; to be developed and potentially already covered by other areas of Health 2020 targets	Must be from readily available sources	4.1b. Indicators of objective well-being in different domains; to be developed	From readily available sources

Area/target	Quantification	Core indicators	Data source (No. of Member States for which the source holds data)	Additional indicators	Data source (No. of Member States for which the source holds data)
Health 2020 Area 3. Processes, governance and health systems					
Overarching or headline target 5. Universal coverage and the "right to health"	5.1. Moving towards universal coverage (according to WHO definition)* by 2020				
	* Equitable access to effective and needed services without financial burden	(14) 5.1a. Private household out-of-pocket expenditure as a proportion of total health expenditure	HFA (53)	(13) 5.1a. Maternal deaths per 100 000 live births	HFA (49)
		(5) 5.1b. Percentage of children vaccinated against measles, polio and rubella	HFA (51)	(14) 5.1b. Percentage of people treated for tuberculosis who completed treatment	WHO Global TB report (46)
		(15) 5.1c. Per capita expenditure on health (as a percentage of GDP)	HFA (53)	(15) 5.1c. Government expenditure on health as a percentage of GDP	HFA (53)
Overarching or headline target 6. National targets/ goals set by Member States	6.1. Establishment of processes for the purpose or setting national targets (if not already in place)	(16) 6.1a. Establishment of process for target-setting documented	Direct reporting by Member States through the Annual Report of the WHO Regional Director for Europe		
		(17) 6.1b. Evidence documenting: (a) establishment of national policies aligned with Health 2020 policy, (b) implementation plan, (c) accountability mechanism	Direct reporting by Member States through the Annual Report of the WHO Regional Director for Europe		