

Health at a Glance: Europe 2014



This third edition of *Health at a Glance: Europe*, a joint publication of the OECD and the European Commission, presents key indicators of health and health systems in the 28 European Union member states, four candidate countries and three EFTA countries. The selection of indicators is based largely on the European Core Health Indicators (ECHI), a set of indicators that has been developed to guide the reporting of health statistics in the European Union. This is complemented by additional indicators on quality of care, access to care and health expenditure, building on the OECD expertise in these areas.

Compared with the previous edition, this third edition includes a greater number of ECHI indicators. It also includes a new chapter on access to care, including indicators related to financial access, geographic access and timely access.

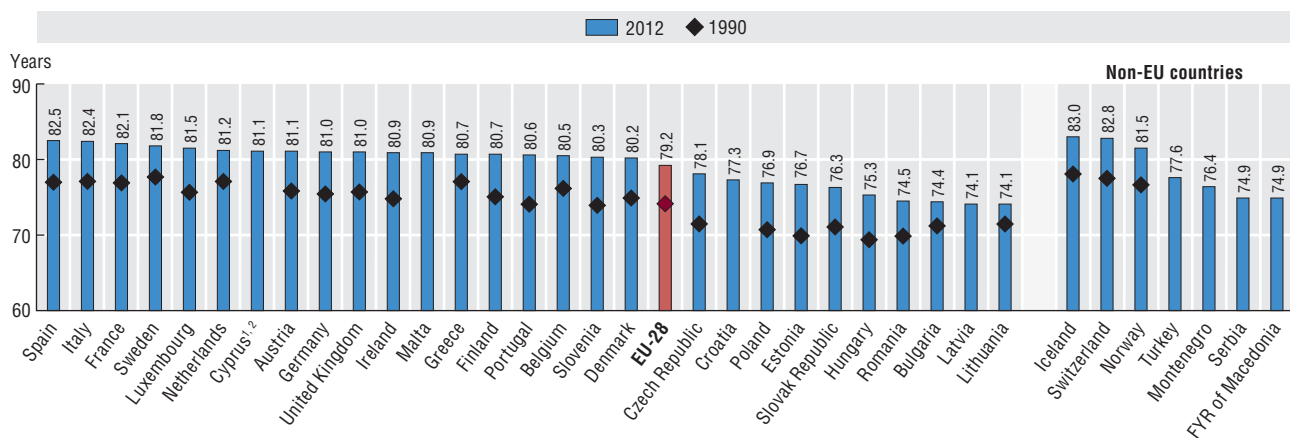
www.oecd.org/els/health-systems/health-at-a-glance-europe-23056088.htm

Did you know...

Life expectancy

- Life expectancy in EU member states increased by over five years between 1990 and 2012, but the gap between the highest life expectancies (Spain, Italy and France) and the lowest (Lithuania, Latvia, Bulgaria and Romania) has not fallen.
- Highly educated men and women are likely to live several years longer and be in better health.

Life expectancy at birth, 1990 and 2012



Source: Eurostat Statistics Database completed with data from OECD Health Statistics 2014.
StatLink <http://dx.doi.org/10.1787/health-data-en>

Did you know...

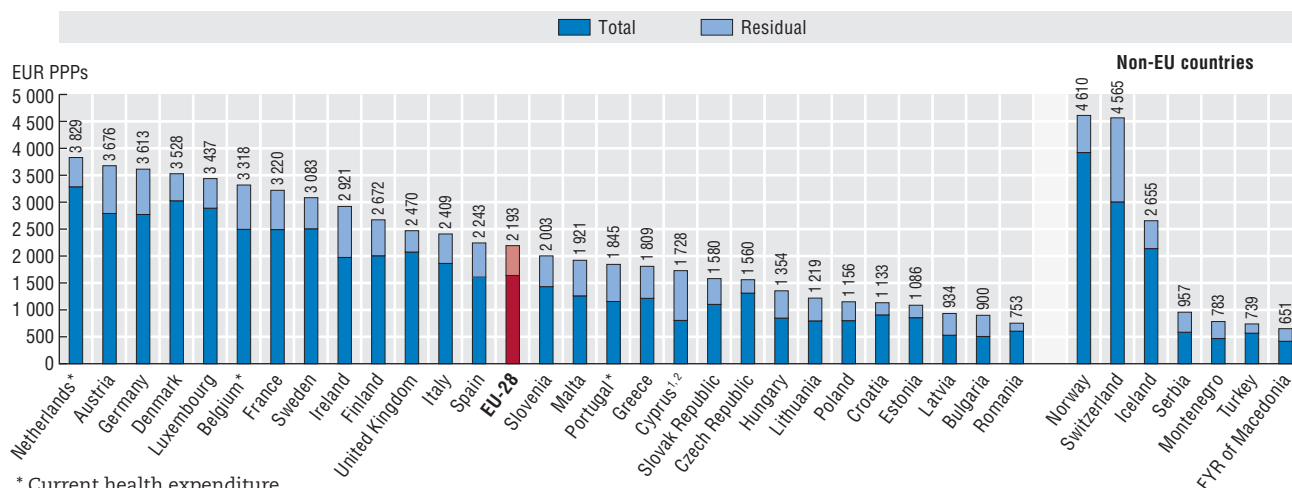
Health spending

- Norway and Switzerland are the two European countries that spent the most on health in 2012. Among EU member states, the Netherlands, Austria and Germany were the highest per-capita spenders, while Romania and Bulgaria were the lowest-spending countries.
- Between 2009 and 2012, expenditure on health in real terms (adjusted for inflation) fell in half of the EU countries and significantly slowed in the rest.
- On average across EU countries, three-quarters of all health care spending was publicly financed in 2012. In Denmark, the United Kingdom and Sweden, governments finance more than 80% of all health spending.



Health at a Glance: Europe 2014

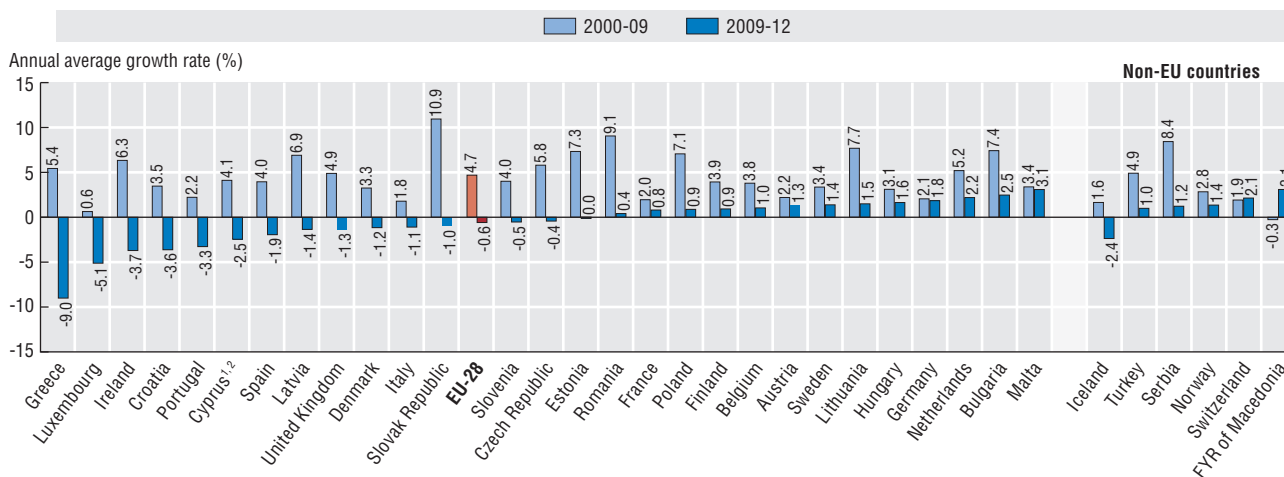
Health expenditure per capita, 2012 (or nearest year)



* Current health expenditure.

Source: OECD Health Statistics 2014; Eurostat Statistics Database; WHO Global Health Expenditure Database.

Annual average growth rate in per capita health expenditure, real terms, 2000 to 2012 (or nearest year)



Source: OECD Health Statistics 2014; Eurostat Statistics Database; WHO Global Health Expenditure Database.

Did you know...

Access to care

- Direct out-of-pocket payments by households accounted for 20% of all health spending on average across EU member states in 2012.
- On average across EU countries, the number of doctors per capita increased from 2.9 doctors per 1 000 population in 2000 to 3.4 in 2012.

Did you know...

Quality of care

- On average, mortality rates following hospital admissions for heart attack fell by 40% between 2000 and 2011, and for stroke by over 20%. Lower mortality rates reflect better acute care and greater access to dedicated stroke units in some countries.
- The quality of primary care has also improved in most countries, as shown by the reduction in avoidable hospital admissions for chronic diseases such as asthma and diabetes.

1. Note by Turkey

The information in this document with reference to "Cyprus" relates to the southern part of the Island. There is no single authority representing both Turkish and Greek Cypriot people on the Island. Turkey recognises the Turkish Republic of Northern Cyprus (TRNC). Until a lasting and equitable solution is found within the context of the United Nations, Turkey shall preserve its position concerning the "Cyprus issue".

2. Note by all the European Union Member States of the OECD and the European Union

The Republic of Cyprus is recognised by all members of the United Nations with the exception of Turkey. The information in this document relates to the area under the effective control of the Government of the Republic of Cyprus.

© Dmitry Naumov/Shutterstock - © Aleksandr Markin/Shutterstock - © Ilya Andriyanov/Shutterstock - © enzodebernardo/Shutterstock - © AlinaMD/Shutterstock - © Eugene Partyzan/Shutterstock - © D7INAMI7S/Shutterstock - © Ronald Summers/Shutterstock - © Ienestan/Shutterstock

