

**European**  
**MEMBER STATE DATA**  
cross-border patient flows  
based on  
Directive 2011/24/EU

---

**Year 2016**

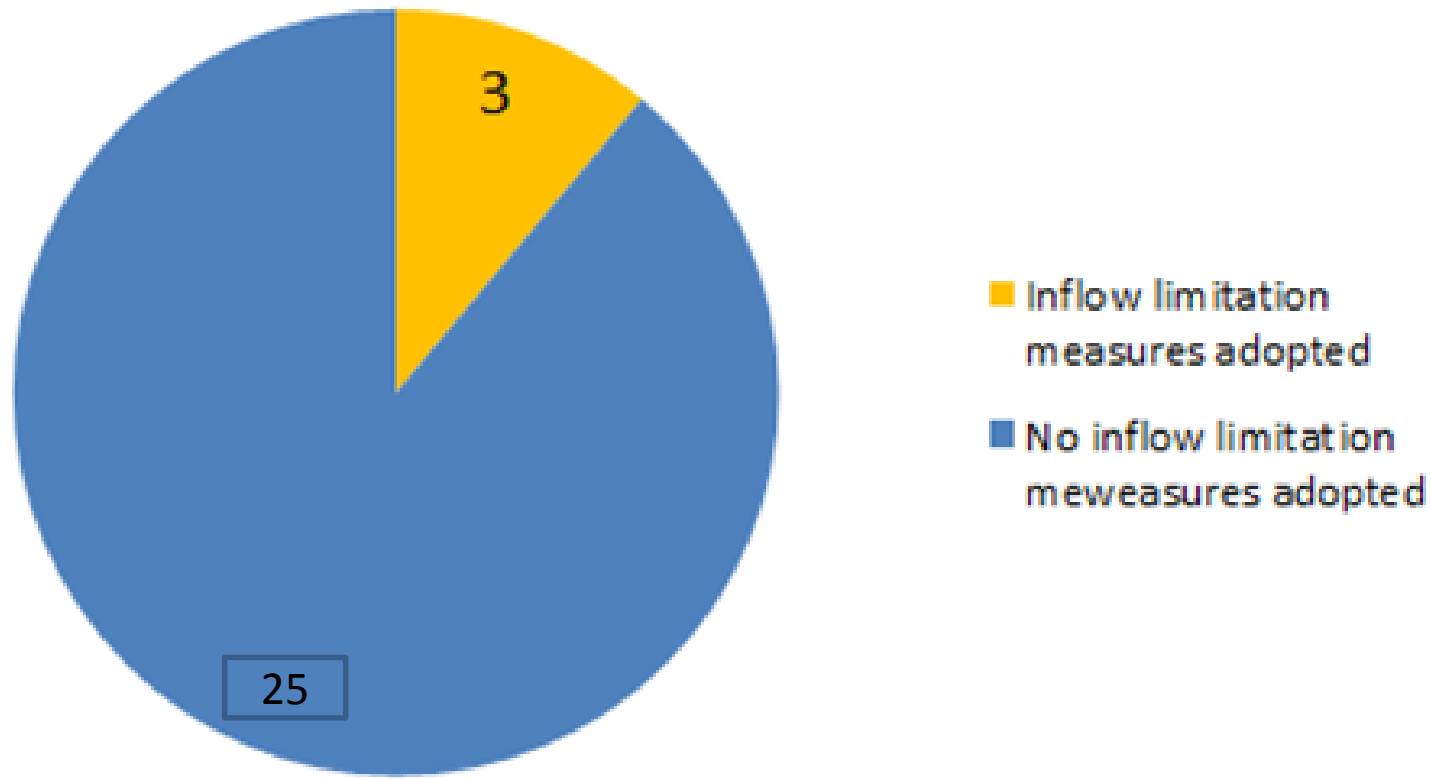
# Background

- In order to assess the impact of the Directive, a questionnaire was sent to all MS in 2017 to collect information on patient movement in the preceding year.
- Data collection covered:
  - Requests for information
  - Requests for Prior Authorisation
  - Reasons for granting or refusal of authorisation
  - Requests for reimbursement for treatments with Prior Authorisation
  - Requests for reimbursement for treatments without Prior Authorisation
- The data presented do not include reports on cross-border care provided under legal instruments other than the Directive, such as the Social Security Regulation (883/2004) or bi-lateral and other parallel agreements.

# Data Quality

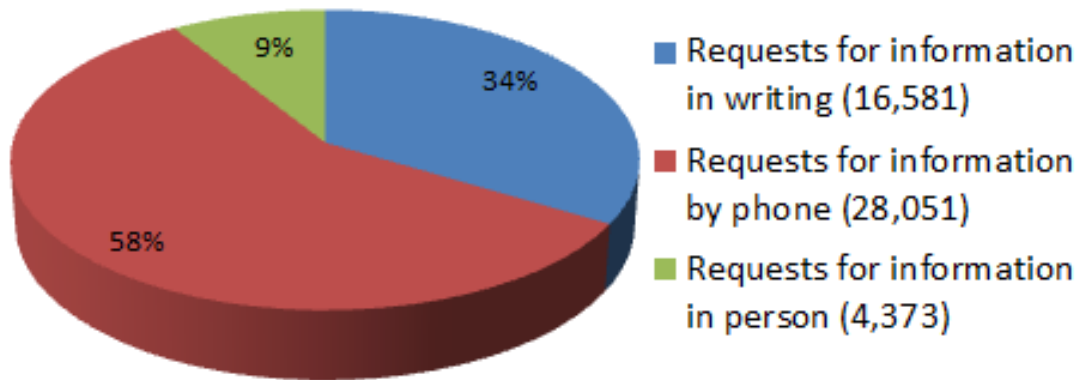
- Responses were received from 28 Member States (LT and UK were not able to reply).
- BE, DE, EE, LU, NL, RO and IC - data were not available for all sections due to the way data are collected and processed by public health insurance or private health funds.
- The data analysis is somewhat limited by the fact that not data provided by each MS were not always fully comparable.

# Limitation of patient inflow



- DK, EE and RO have implemented mechanisms according to Article 4(3).
- As far as data are available, not been used practice.

# Requests for Information at NCPs



## Total number requests:

- 49170

## Average:

- Fewer than 1,000 requests in each MS

## Outliers:

- Poland - 16,139 requests
- Austria - 9,826 requests

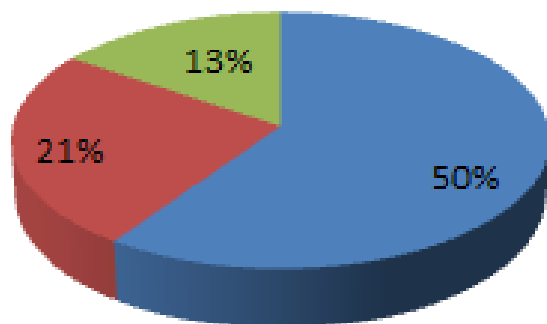
## Comparison with 2015

- Significant decline in requests for information since 2015 - Total of 59,559 requests in 26 Member States (relative decline 50%).

## Comparison with 2014

- Very significant decline - Total of 106,475 information requests .

# Prior Authorisation Requests (authorised, refused or withdrawn)



■ Accepted requests for prior authorisation (2955)

■ Rejected requests for prior authorisation (1274)

■ Withdrawn or inadmissible requests for prior authorisation (186)

## Note

Comparison with 2015 and 2014 are not possible as data was not received for FR in 2015, and FR accounted for over 50% of 2016 requests

## PA system implemented

- I9 MS implemented PA
- CZ,EE, NL, SE and NO did not

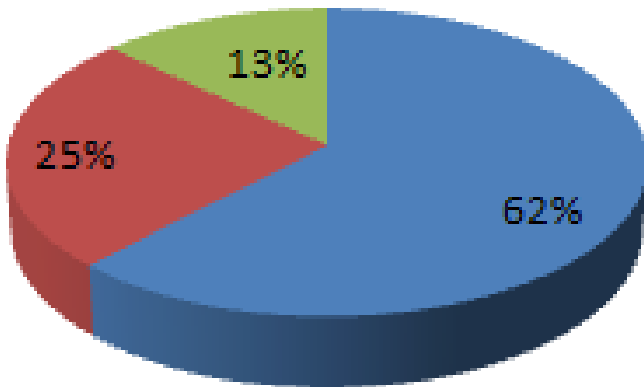
## Total Requests:

- 6,009 requests received, most MS fewer than 100

## Outliers:

- FR with 3,886 requests
- IE with 1,014 requests (of which 194 granted)

# Prior Authorisation Requests (EXCLUDING DATA FROM FR)

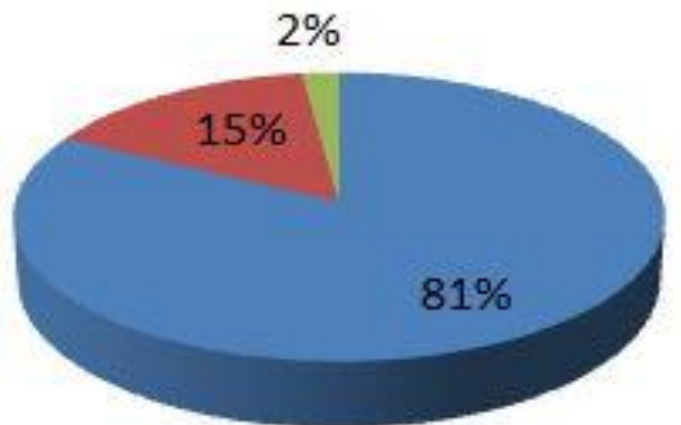


- Accepted requests for prior authorisation (867)
- Rejected requests for prior authorisation (344)
- Withdrawn or inadmissible requests for prior authorisation (186)

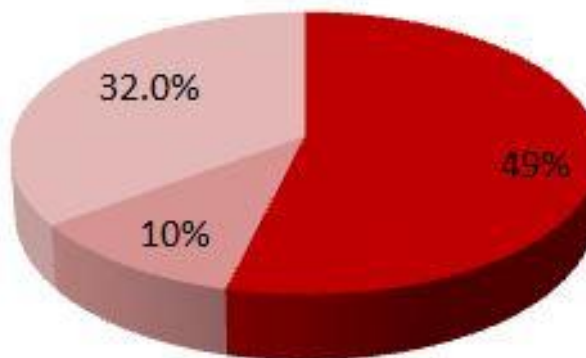
## Comparison with 2015

- Almost 50% increase in requests, largely accounted for increase in requests in IE.
- 12% increase in granted authorisations.
- 50% decline in withdrawn or inadmissible requests.
- No significant change in refused requests.

# Grounds for authorisation or refusal



- Overnight stay (477)
- Highly specialised care (90)
- High risk care (9)



- Treatment is available in home MS (611)
- Treatment is not covered in MS basket of services (127)
- Treatment poses risks to the patient (413)

## Comparison with 2015

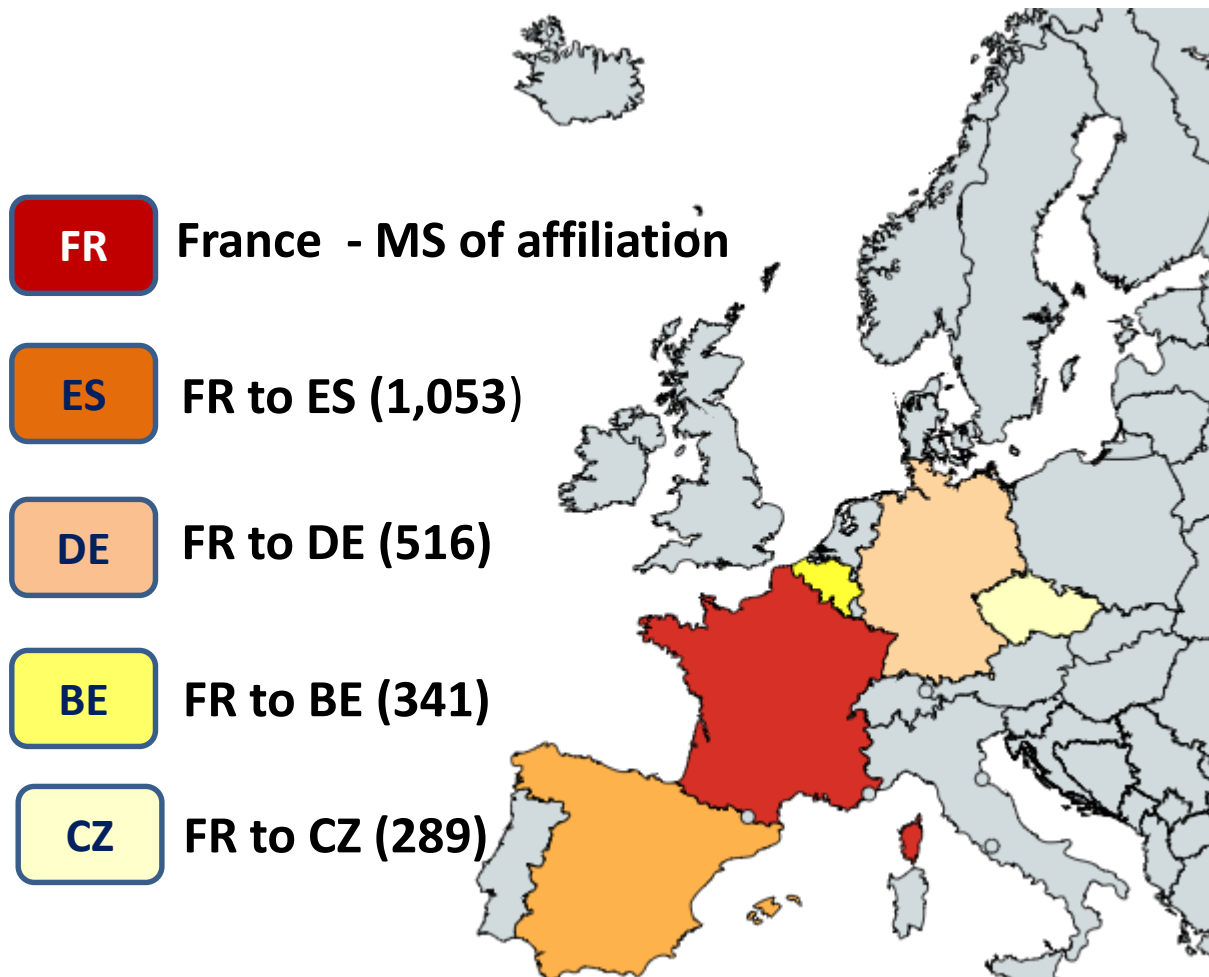
- Very similar to 2015
  - 89% overnight stay
  - 16% highly specialized care
  - 2% high risk care

## Note

The base line number for grounds for authorisations and refusals is not the same as totals for authorisation or refusal, due to data collection issues.. Note Also FR provided only grounds for refusal, not grant



# Patient Mobility from France with Prior Authorisation



## France

- reported the highest patient mobility in EU.

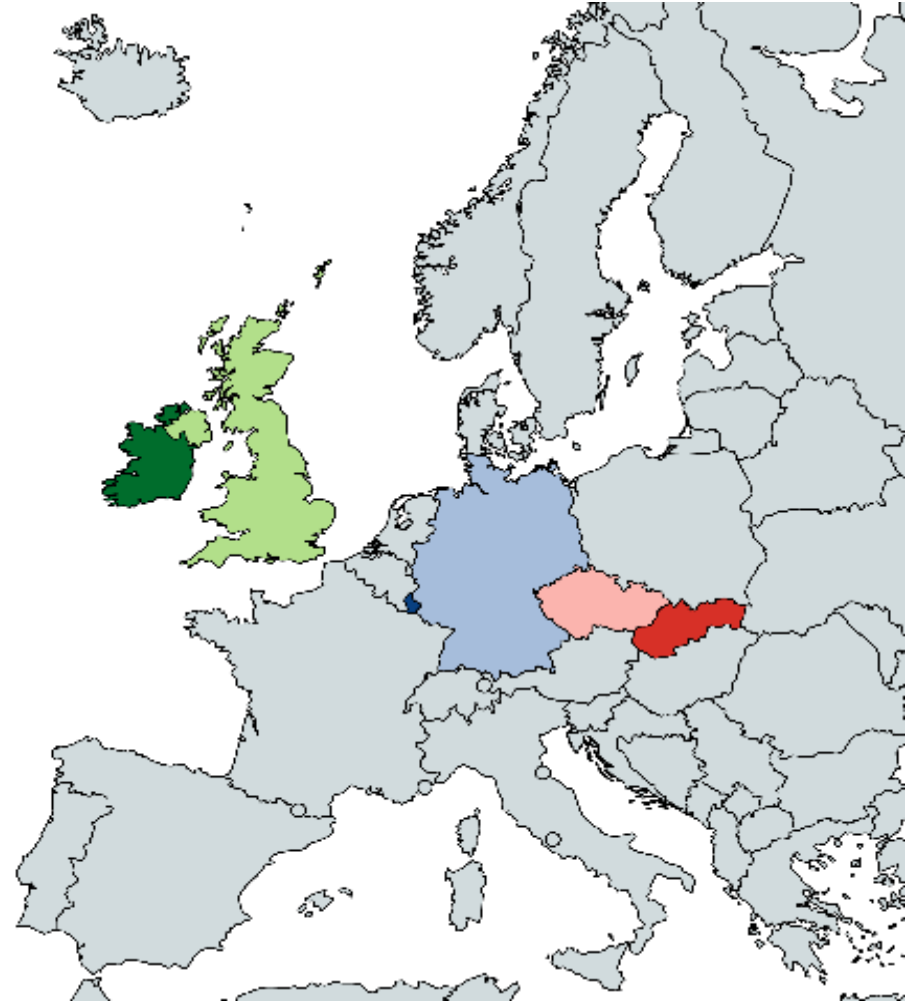
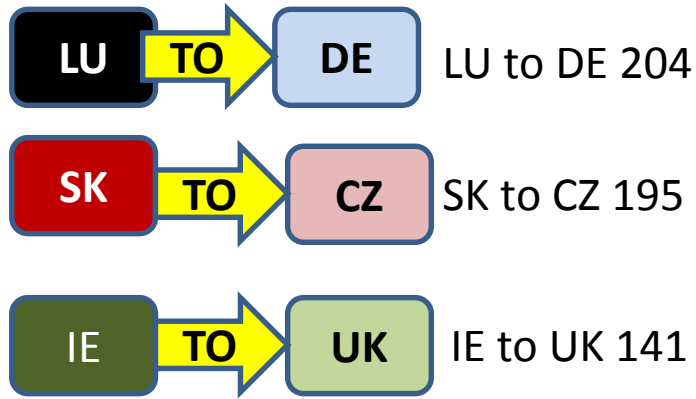
## Other larger MS

- DE and UK were not able to provide details on mobility numbers.

## Key point

- shared borders

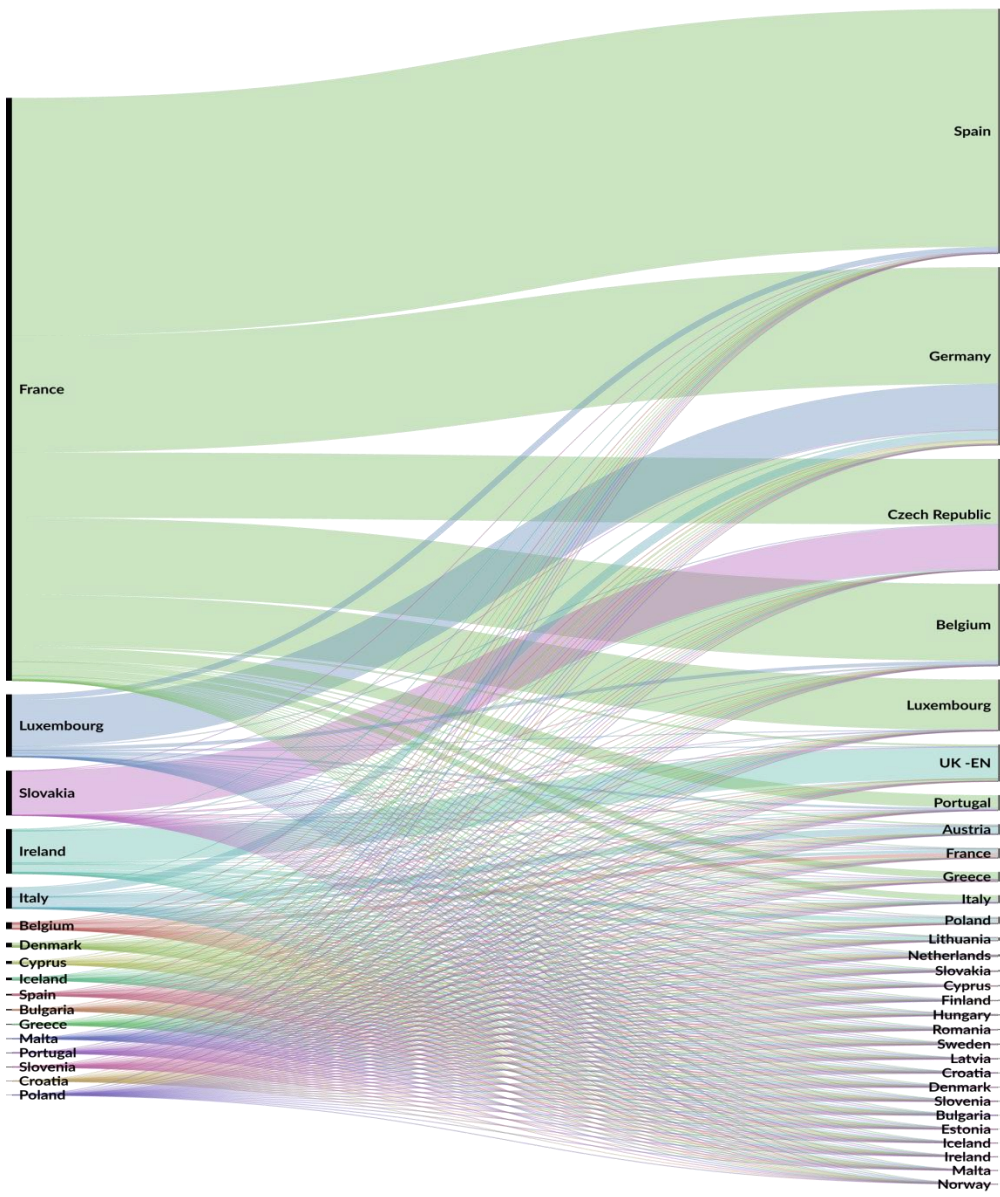
# Patient Mobility - three other largest 'senders' with Prior Authorisation



**Key point**

- shared borders

# All reported patient mobility with PA



France

Luxembourg

Slovakia

Ireland

ES

DE

CZ

BE

LU

**Total number for 2016**

- 6009 cases of mobility

**Largest:**

- FR to ES (1053)
- FR to DE (516)
- FR to BE (341)

**Mid range:**

- LU to DE (204)
- SK to CZ (194)
- IE to UK (141)

**Longer distance:**

- LU to ES (25)
- IE to LT (21)
- IE to PL (14)

# Reimbursements made - mobility with Prior Authorisation

Country of affiliation	average time for processing PA requests	average time for processing reimbursement claims	Aggregated sum reimbursed - inEuro
Croatia	30	30	400.00
Bulgaria	30	255	2,122.00
Spain	17	40	3,985.00
Malta	4	NA	4,951.00
Greece	60	60	9,500.00
Slovakia	15	56	12,518.00
Belgium	NA	NA	14,962.75
Cyprus	35	45	21,513.00
Denmark	6.3	19.4	59,564.00
Italy	11.2	40.1	383,370.00
Ireland	11.6	24.9	1,752,132.00
France	NA	NA	21,750,698.70



# Patient Mobility from France without Prior Authorisation

FR

France - MS of affiliation

DE

FR to DE(30,437)

ES

FR to ES (25,979)

IT

FR to IT (12,905)



## France

- reported the highest patient mobility in EU.

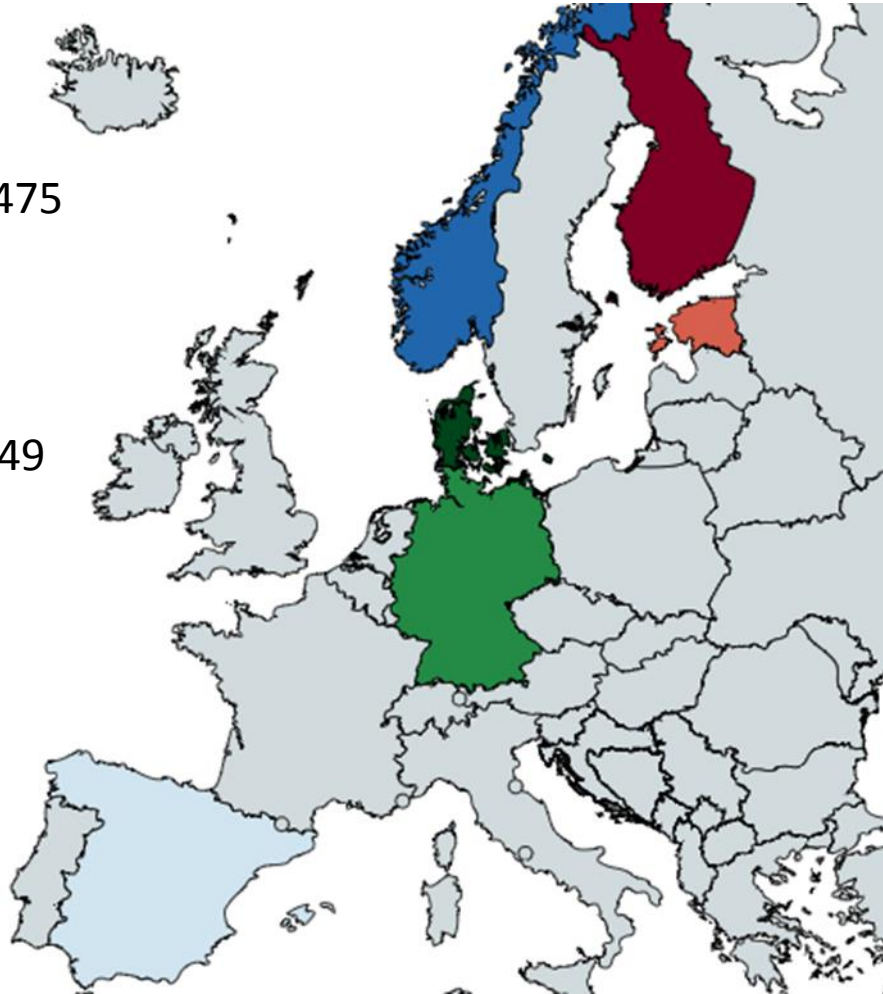
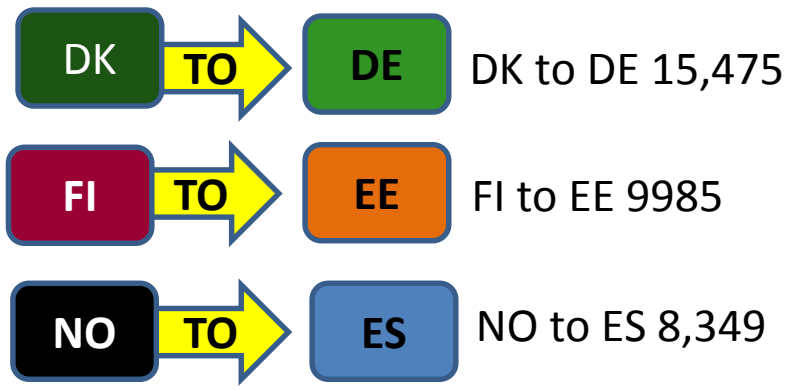
## Other larger MS

- DE and UK were not able to provide details on mobility numbers.

### Key point

- shared borders

# Patient Mobility - three other largest 'senders' without Prior Authorisation



**Key Point**

- Mainly shared borders

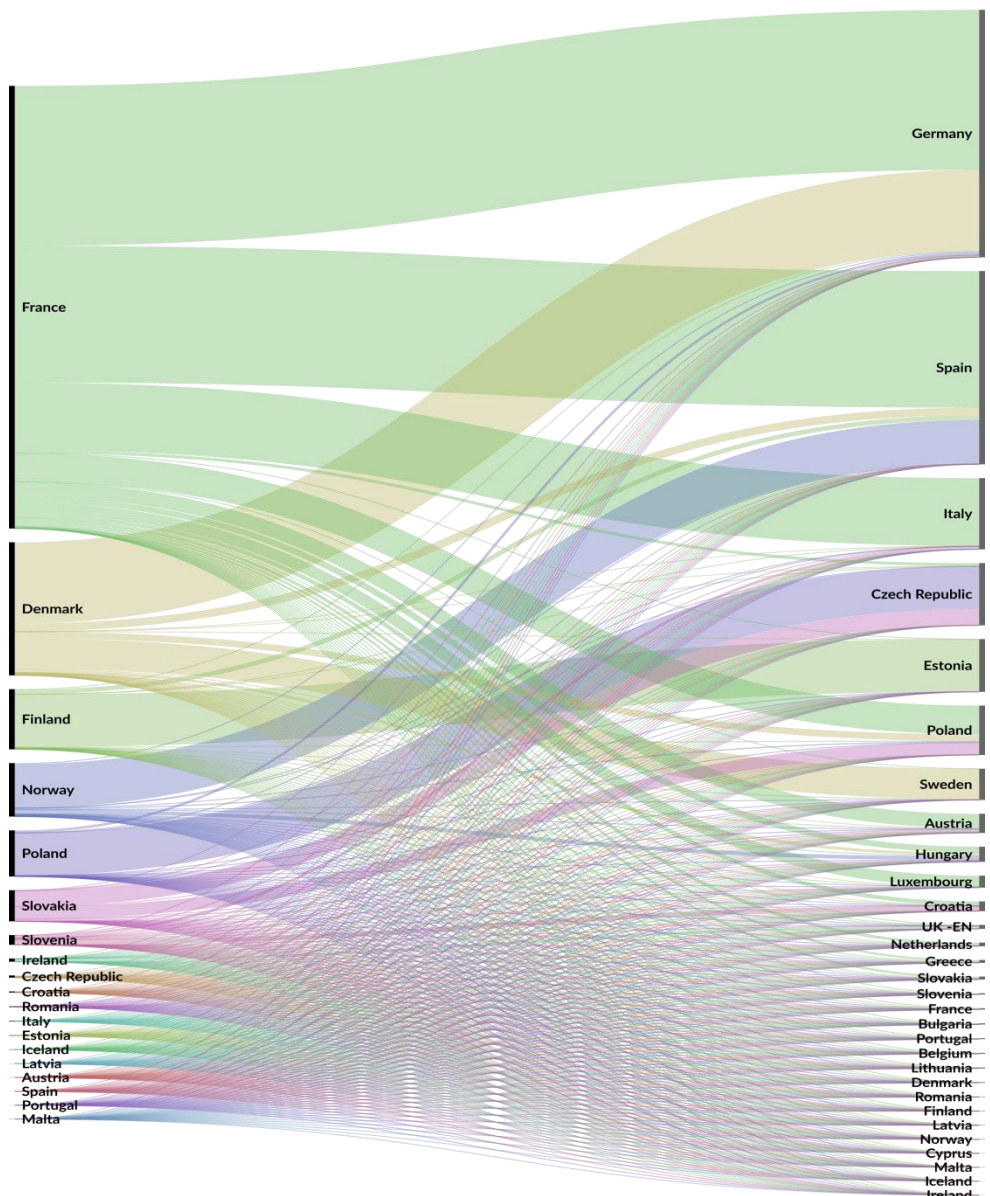


# All reported patient mobility without PA

France

Denmark

Finland



DE 2016 accepted mobility without PA

ES • 157,063

- IT Largest:
- FR to DE (30,437)
  - FR to ES (25,979)
  - FR to IT (12,905)
  - FI to EE (9,985)
  - NO to ES (,8349)
  - PL to CZ (8,120)

Note DE not able to provide data on their own patient mobility.

	average time for processing regests	Aggregate sum reimbursedAll Euro
Spain	85	2,657
Greece	150	4,267
Malta	NA	4,951
Latvia	40	14,175
Croatia	80	17,840
Slovakia	56	34,133
Austria	30	39,116
Italy	40.7	83,641
Iceland	N/A	105,603
Estonia	29	117,000
Ireland	21.2	429,440
Slovenia	19	442,209
Romania	69.5	525,383
Finland	107.6	751,593
Denmark	18.3	1,343,168
Czechia	14	2,841,657
Poland	NA	4,106,546
Belgium	0	5,184,628
Norway	85.5	6,554,678
France		123,422,054

Reimbursements made - mobility without Prior Authorisation



Thank you



[petra@hcp.partners](mailto:petra@hcp.partners)  
[isabelle@hcp.partners](mailto:isabelle@hcp.partners)