

# Member State Data on Patient Mobility

under

## Directive 2011/24/EU

*Data on patient mobility in 2018*

# Background

- In order to assess the impact of the Directive, a questionnaire has been sent to all MS since 2016 to collect information on patient movement in each preceding year.
- Data collection covered four broad areas:
  1. Requests for Information
  2. Requests for Prior Authorisation & reasons for grant or refusal of authorisation
  3. Reimbursement for treatments with Prior Authorisation (PA)
  4. Requests for reimbursement for treatments without Prior Authorisation (PA)
- The data presented do not include reports on cross-border care provided under legal instruments other than the Directive, such as the Social Security Regulation (883/2004) or bi-lateral and other parallel agreements.

# Data Quality

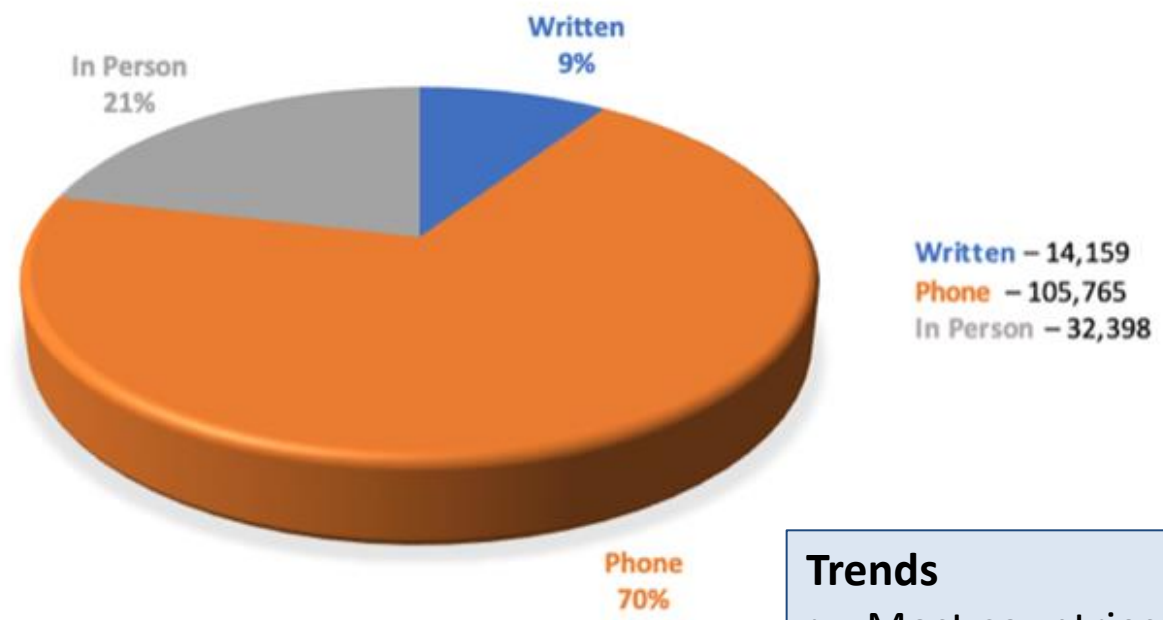
## 2018 Data Quality

- The quality of data has improved significantly over the three years of data collection.
- We received responses on 2018 mobility from 27 countries (BG, CY, and IS were not able to reply).
- Data from some countries was limited: DE, NL and SE were not able to provide mobility data, but did return the form with basic information.
- BE was not able to complete all sections due to the way in which data are collected in country.

## 2015-2018 data quality

- Reporting has generally improved since 2015, although challenges remain for some countries in distinguishing between mobility under the Directive and mobility under the regulation.
- Some countries also struggle with national level data aggregation.

# Requests for Information at NCPs in 2018



## Trends

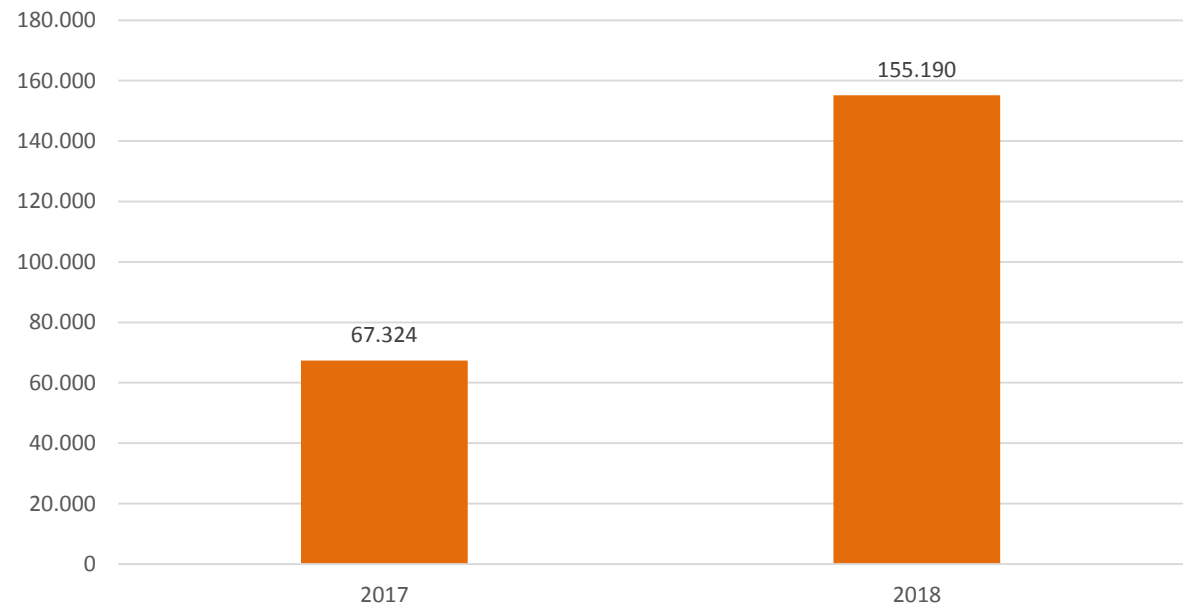
- Most countries reported requests fewer than 4,000 requests for information.

## Outliers

- Latvia: 62, 591 requests
- Estonia: 27,242 requests
- Poland: 24,237
- Lithuania: 15,532

# Comparing 2018 and 2017

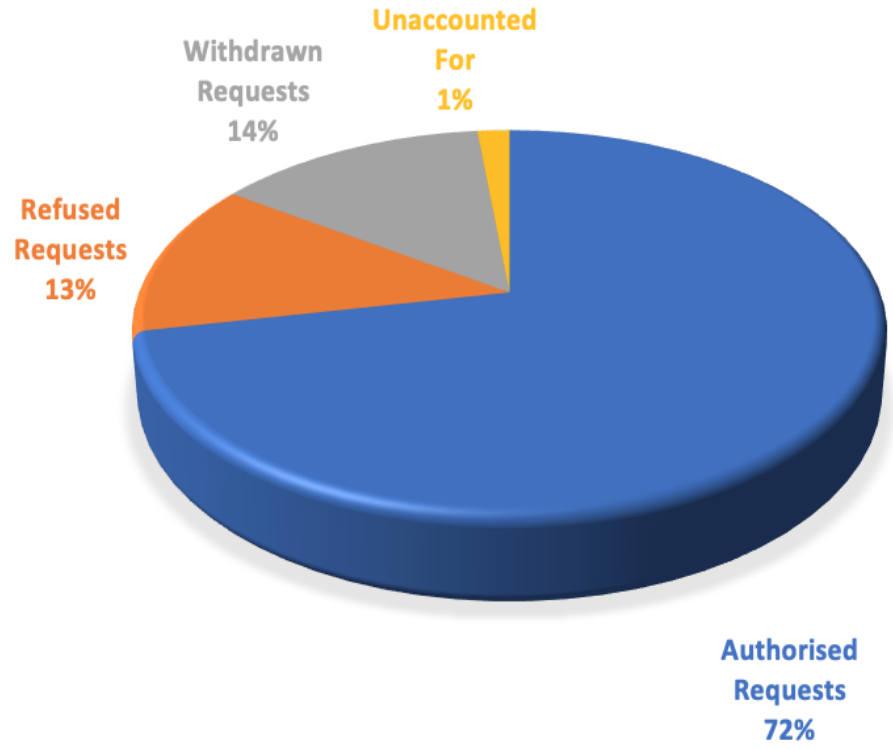
## Requests for information 2017-2018



- Latvia: 62, 591 requests for information in 2018, up from 275 in 2017
- Estonia: 27,242 requests for information in 2018, up from 2,243 in 2017

# Prior Authorisation Requests in 2018

Total number of requests for PA: 7,266 across 21 MA



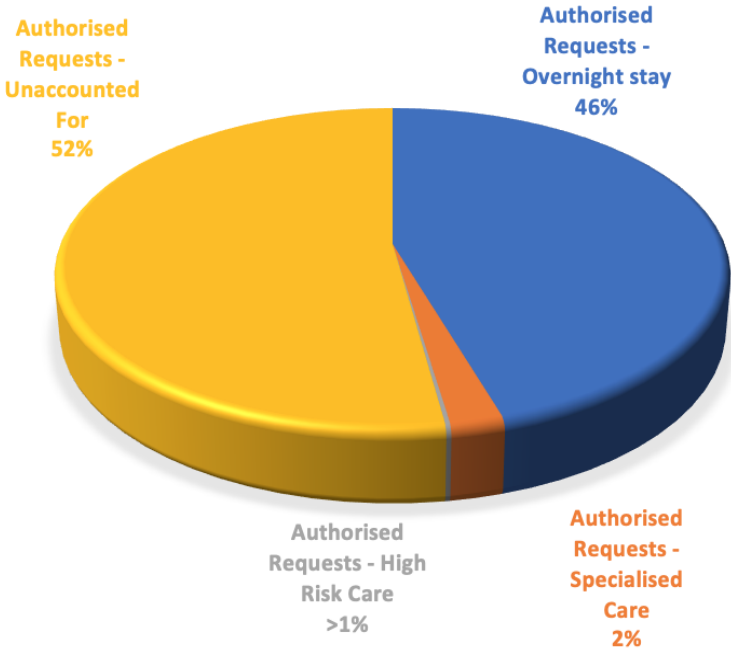
Requests Authorised – 5,215  
Requests Refused – 940  
Requests Withdrawn – 994  
Requests Unaccounted For – 117

**Trends**

- 7,266 requests received, up from 5,902 requests received in 2017.
- 10 MS reported fewer than 100 requests.

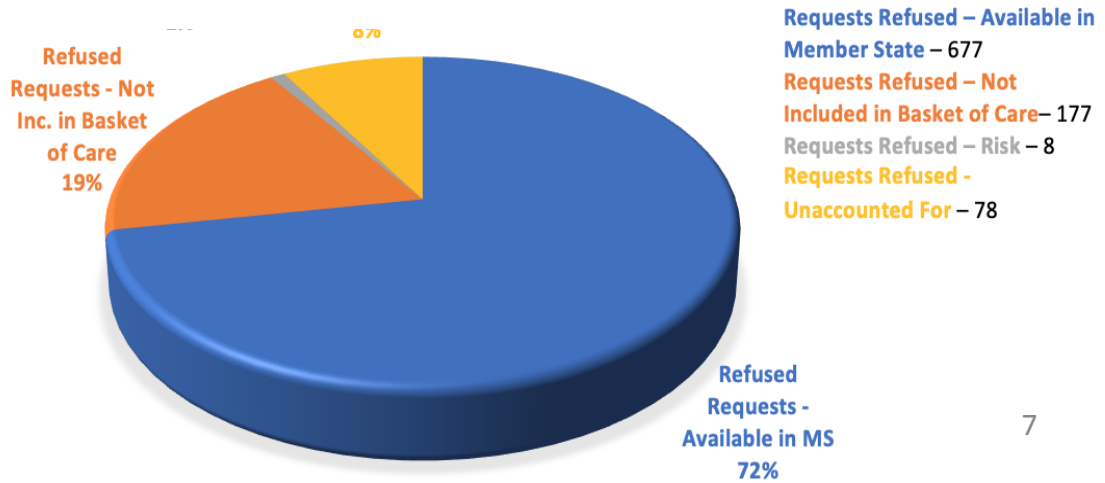
# Outcomes of Prior Authorisation Requests in 2018

## Grounds for Authorisation



**Authorised Requests – Overnight Stay** – 2,364  
**Authorised Requests – Specialised Care** – 118  
**Authorised Requests – High Care** – 11  
**Authorised Requests – Unaccounted For** – 2,722

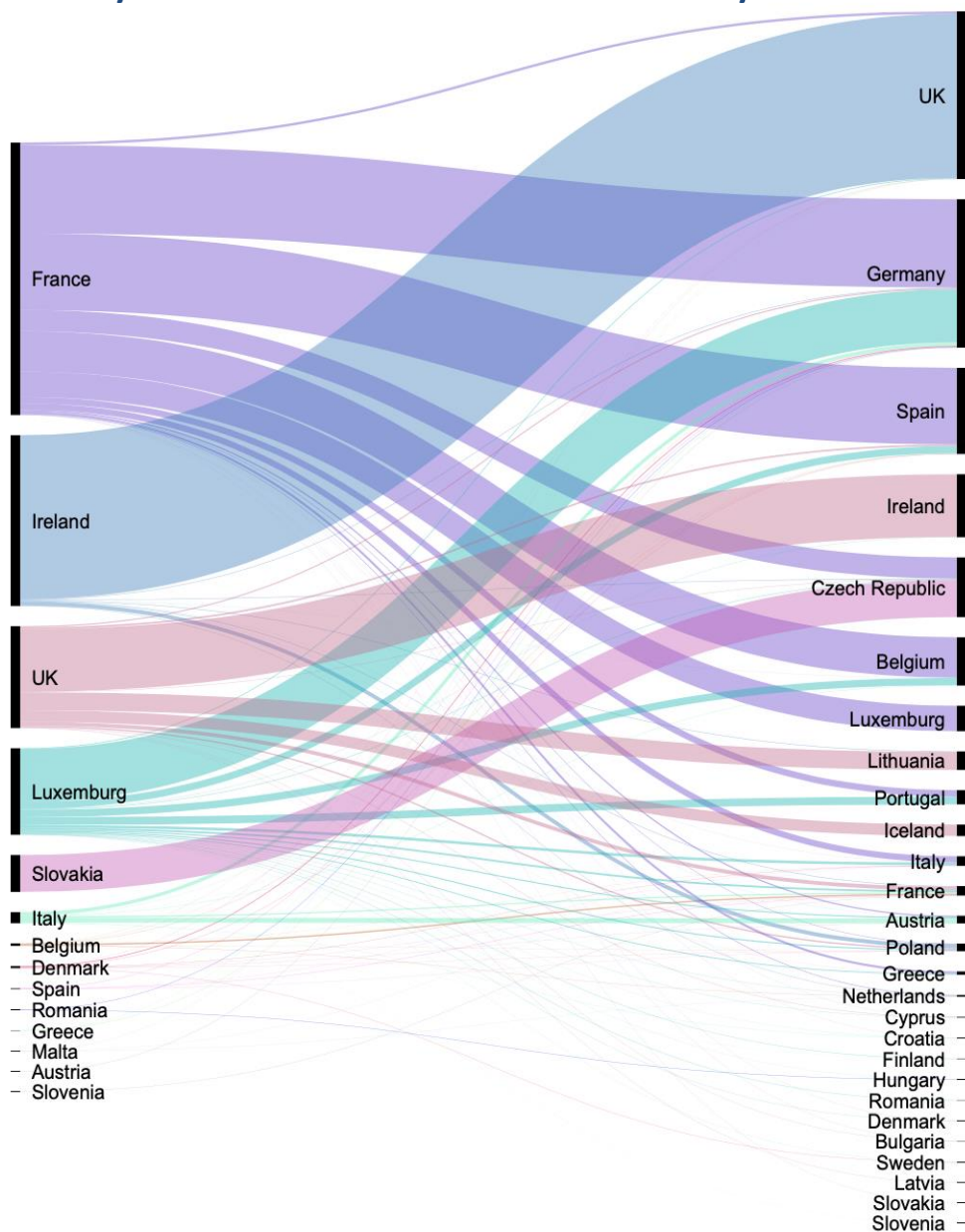
## Grounds for Refusal



# Patient mobility with Prior Authorisation in 2018

Country of Affiliation

Country of Treatment



**PA system implemented**

- 21 MS implemented PA
- EE, FI, LT, NL and NO did not

**Total Requests:**

- 7,266 requests received, most MS fewer than 100

**Outliers:**

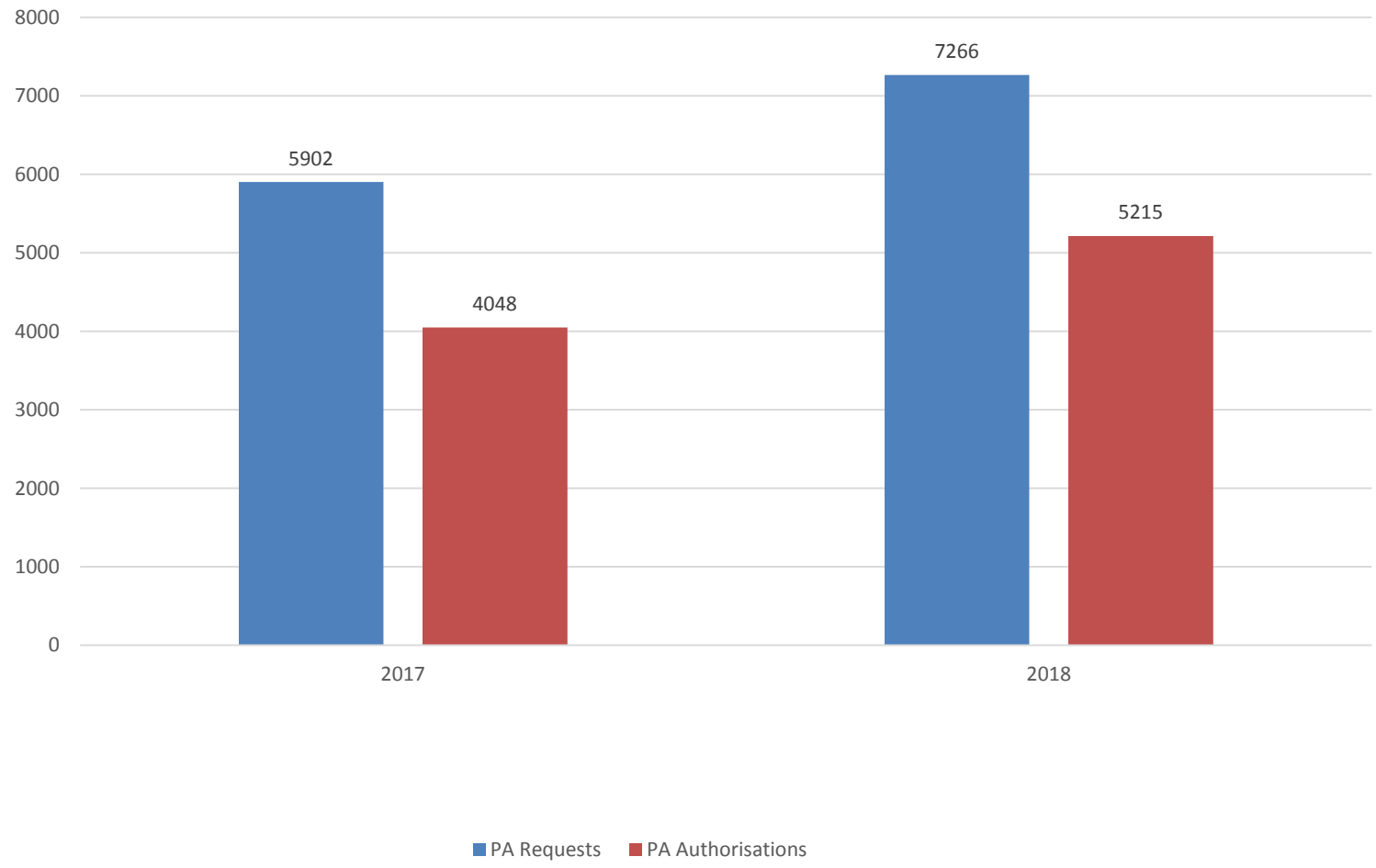
- FR : 3,0769 of which 2067 authorised
- IE : 1,854 requests of which 1296 authorised
- UK : 978 requests of which 321 authorised
- LU with 427 of which 773 authorised
- SK : 302 requests of which 280 authorised

**All other MS reported fewer than 20 authorisations**



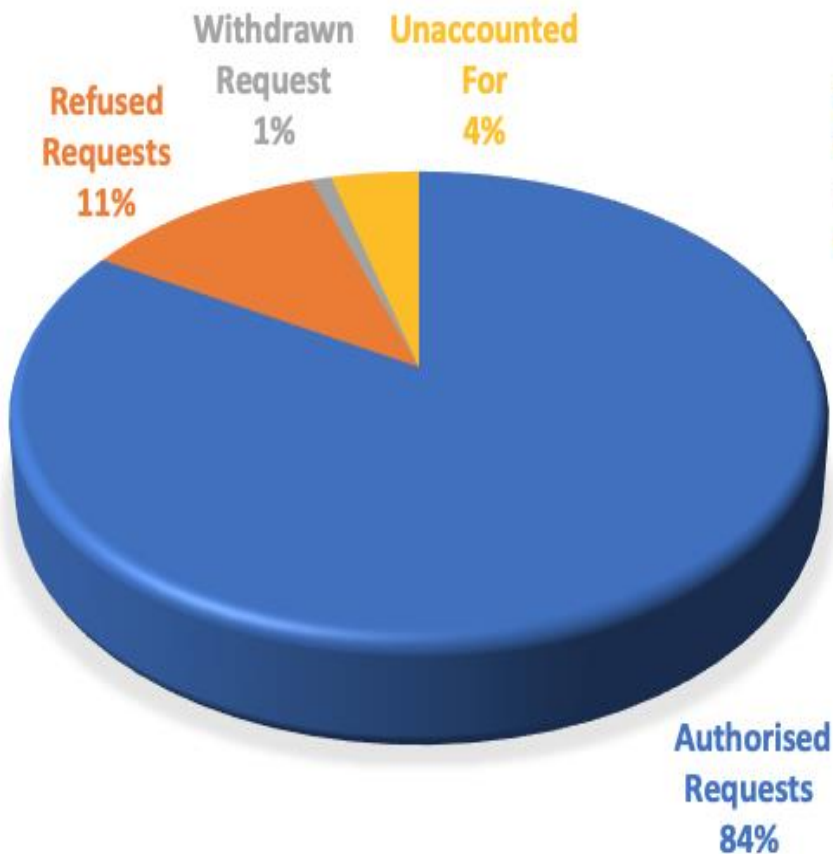
# Comparing 2018 and 2017

## Patient Mobility with Prior Authorisation 2017-2018



# Mobility not requiring PA in 2018

Total number of requests for reimbursement 271,549 across 22MS



**Authorised Reimbursement Requests** – 226,837  
**Refused Reimbursement Requests** – 30,926  
**Withdrawn Reimbursement Requests** – 2,602  
**Unaccounted for Reimbursement Requests** – 11,148

## Trends

- The average number of reimbursements made across the Member States was low

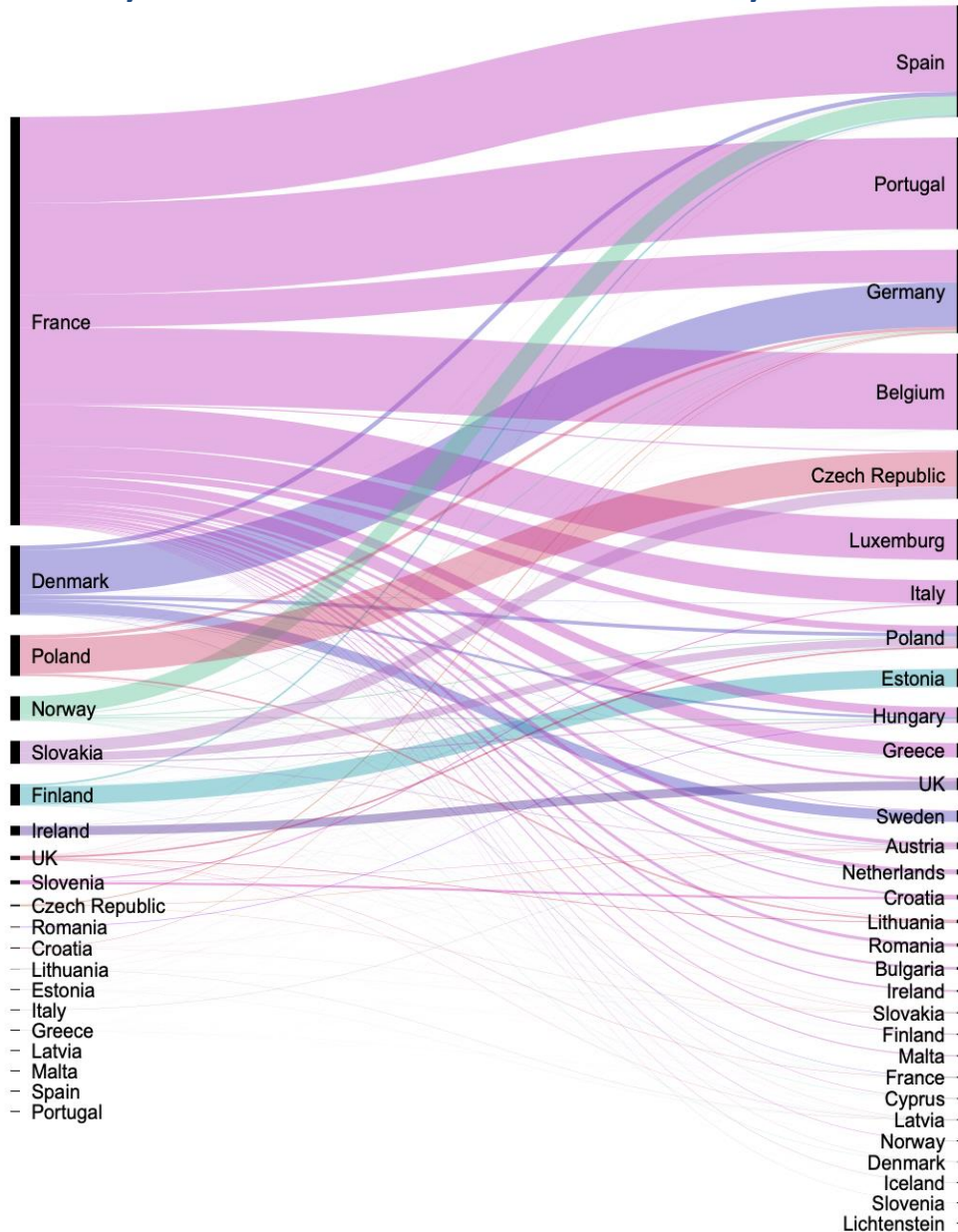
## Outliers

- France, Denmark, and Poland.
- France accounts for 78% of all reimbursements made

# Mobility not requiring PA in 2018

Country of Affiliation

Country of Treatment



## Reimbursement requests

- 22 MS Reporting

## Total Requests:

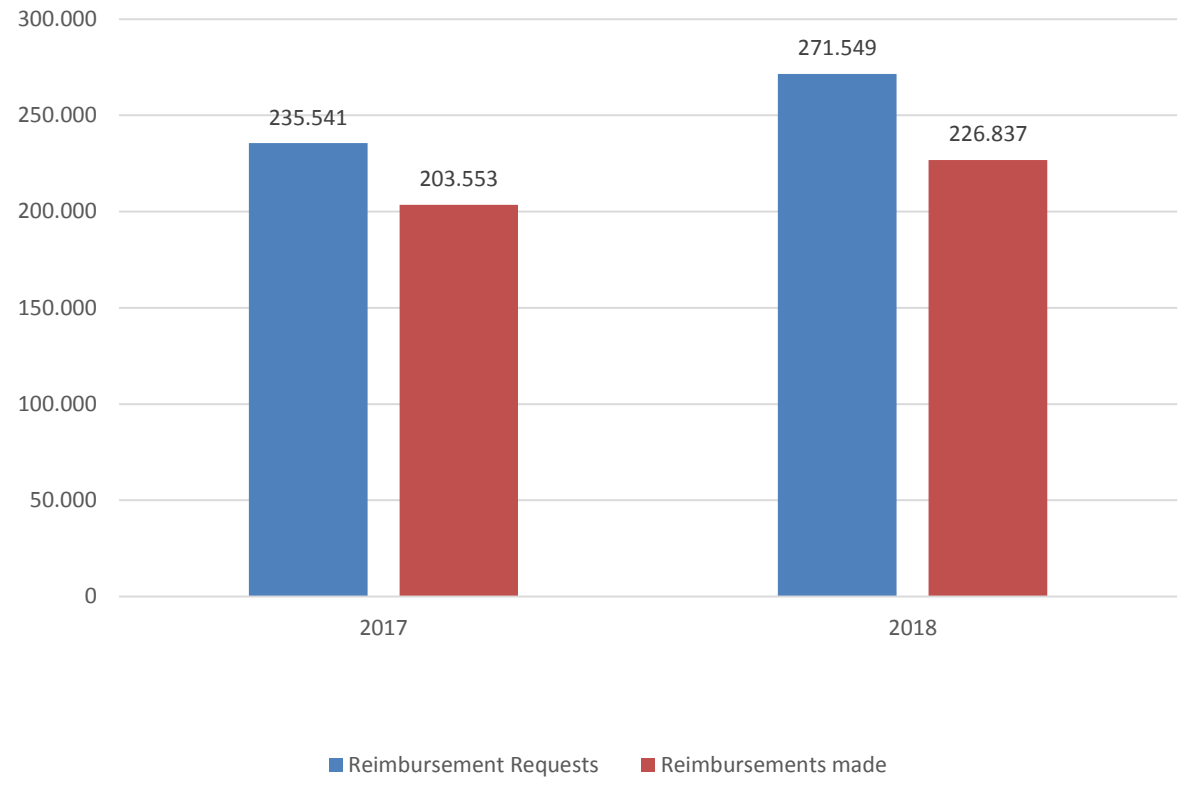
- **271,549** requests received, most MS fewer than 100

## Outliers:

- FR: 177, 863 of which 157,585 authorised
- DK : 33,118 requests of which 26,715 authorised
- PL: 18,666 requests of which 15,751 authorised

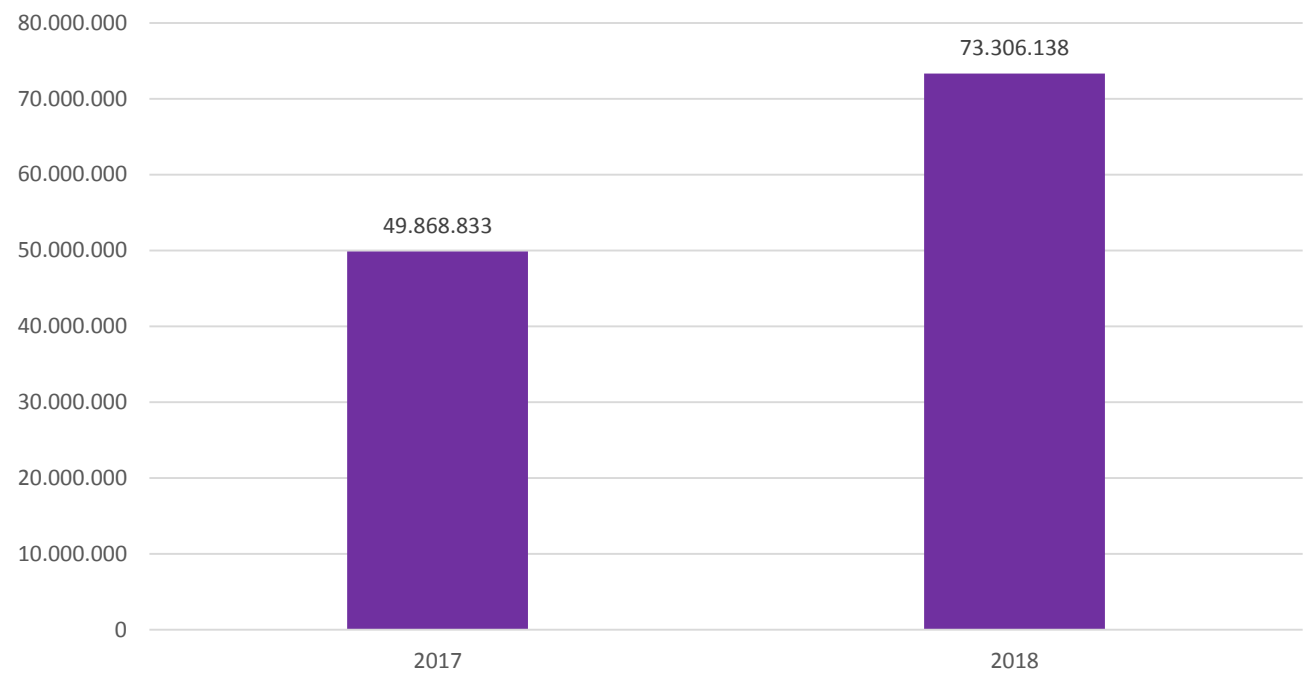
# Comparing 2018 and 2017

## Patient Mobility not requiring Prior Authorisation 2017-2018



# Comparing 2018 and 2017

Total Spend (with and without PA) 2017-2018, in EUR



*Thank you*



Isabelle Andousli  
ia@hcp.partners